Selecting the Correct Lintel

STEP 1: Select Wall Type

Cavity Wall

Timber Frame

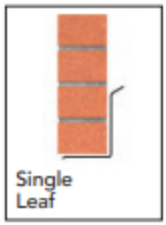
Single Leaf

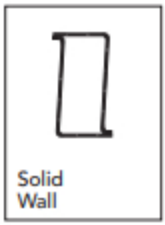
Solid Wall

Internal Partition

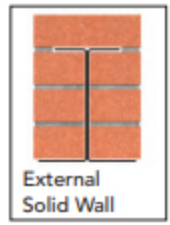
External Solid Wall

You will need to know:

A Outer Leaf = 102mm Brick

B Cavity = 100mm

C Inner Leaf = 100mm Block



STEP 2: What is the length of the lintel?

How wide is the structural opening?

1 Measure the size of the structural opening i.e. the clear span between the masonry supports.

2 Add 150mm minimum bearing to each end.

Example lintel length = 150 + 1800 + 150 = 2100mm

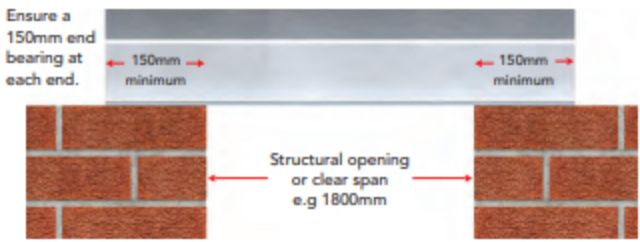

STEP 3: What is the load to be supported by the lintel?

The load on a lintel comes from...

1 Masonry
2 Roof Loads: Truss/Attic/Cut/...
3 Floor Loads: Joists/Slabs/...
4 Live Loads: Residential use/ Commercial use/Industrial use/...
5 Combination of above

NOTE: The load ratio between outer and inner leaves of the cavity wall will need to be determined. If you are not skilled in assessing loads please contact IG's Technical Team on 01633 486 486 and avail of our free scheduling service.