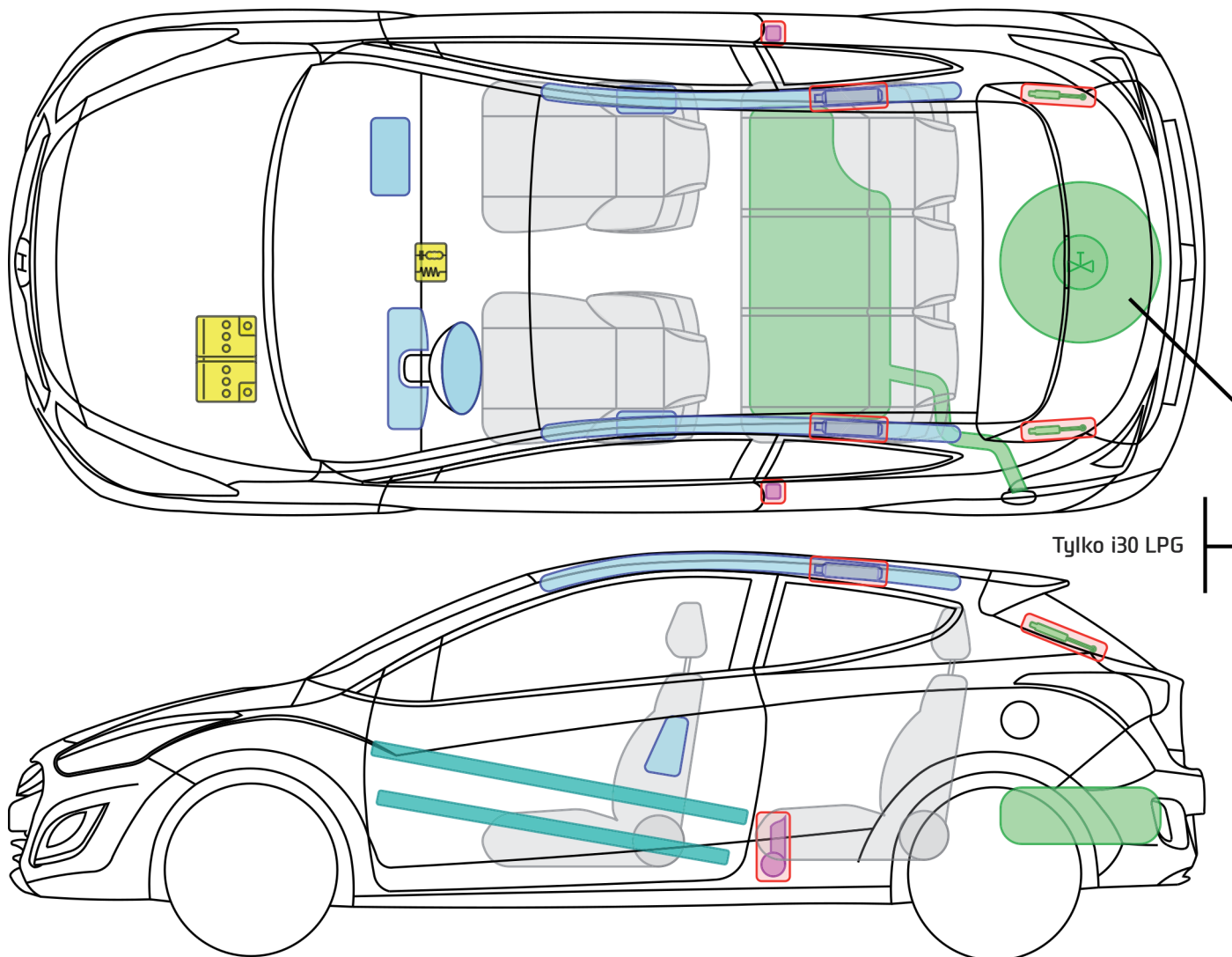


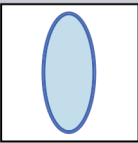



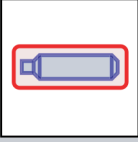

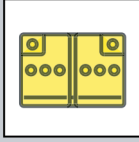

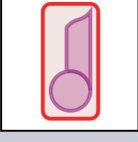
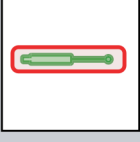



i30, 3-drzwiowy
(Typ GDH, od 2013 r.)



Tylko i30 LPG

Legenda

	Poduszka powietrzna		Wzmocnienia konstrukcji nadwozia		Moduł sterujący		Zbiornik gazu (CNG/LPG)
	Generator gazowy		Aktywna ochrona w przypadku wywrócenia pojazdu		Akumulator 12V		Zawór bezpieczeństwa (CNG/LPG)
	Napinacz pasa bezpieczeństwa		Amortyzator gazowy		Zbiornik paliwa		

i30 Coupe