

# All-new TUCSON





# Revolutionizing the evolution of design.

Welcome to the revolution. The all-new Tucson is not simply an evolution of its predecessor, but a full-blown design revolution. And while leading the way in progressive design, it also offers state-of-the-art smart tech like best-in-class safety features, advanced driver-assistance systems and the most electrified powertrain line-up in its segment.



## A new look for a new age.

Sophisticated and progressive, the all-new Tucson's design is revolutionary. Dynamic geometric forms, sharp angles and the world's-first Parametric Hidden Lights combine to make it a powerfully unique presence on the road. Thanks to state-of-the-art half-mirror lighting technology, the Parametric Hidden Lights are hidden when turned off, and when switched on: the outer sections on the side of the grille transform into brilliant wing-like shapes, creating a unique high-tech lighting signature. When stopped, they blend in with the grille again.



## Bringing Sensuous Sportiness to the SUV world.

Taking modern aesthetics to the next level, the all-new Tucson's chiselled surfaces and dynamic lines put it at the cutting-edge of SUV design. Featuring a bigger and wider body, it is the first Hyundai SUV to be developed according to our new Sensuous Sportiness design identity. Its muscular stance combines sharp angles and dynamic proportions with rich surfaces – creating a progressive look without compromising on Tucson's rugged SUV heritage. And you can personalize its look with a choice of 9 dynamic colours and the option of a two-tone roof in Phantom Black or Dark Knight.







## Wide open spaces for your digital journey.

Inside, you'll discover a feeling of openness and comfort that exceeds all expectations. Here, space, technology and information intersect harmoniously, setting new standards in the segment with its impressive range of advanced smart tech. The open-style 10.25" digital cluster is a major design innovation, enhancing the cockpit's high-tech flair together with the new 10.25" touchscreen, which flows seamlessly into the full touch console. The flowing lines of the dashboard blend seamlessly with the doors, wrapping around front occupants like a wide, open gorge. All navigation, infotainment and air-conditioning controls are now touch-activated for a sleek, seamless look that emphasizes the stylish, open ambience of the interior.

## Get into a new level of roominess.

Now longer and wider thanks to its new platform, the spacious interior is not just better – but bigger now too. Experience a roomy, wide-open interior space that delivers a level of comfort that is usually hard to find in cars in this segment. Its second-row cabin space is among the largest in its class for both the internal combustion engine models and the Hybrid – thanks to the clever placement of the battery underneath the rear passenger seats. More spacious than ever before, the all-new Tucson gives you more passenger space to keep everybody comfortable – no matter where the road takes you.





## Flexibility for all of life's adventures.

Life is a journey. And getting there can be half the fun – especially in an SUV as roomy and versatile as the all-new Tucson. So whether it's a solo adventure or a weekend get away with the family, you'll enjoy exceptional versatility with clever features like remote folding levers that let you fold the seats down from the boot for 1,799 litres of flat cargo space. For improved convenience and versatility, the rear seats can now be folded in a 40:20:40 ratio, which is great for hauling bulky objects or sports equipment. And boot capacity has been increased as well, offering up to 620 litres overall for luggage with the seats up, depending on the trim and powertrain selected.









## Your digital journey starts here.

Naturally, the all-new Tucson has also been upgraded with the latest smart tech to make every journey safer and more convenient. Before embarking on your journey, you can check your calendar using the 10.25" touch screen to reconfirm your meeting and lay your phone into the high-speed wireless charging dock. And thanks to Apple CarPlay™ and Android Auto™, you can plug in your smartphone to project your favourite apps and phone functions right up on the big 10.25" screen. The 8" Display Audio system features Wireless Apple CarPlay™ and Android Auto™ so you can mirror your smartphone without even having to plug it in. You can then use voice control commands to take calls, send and receive messages, and listen to music on the premium sound system from KRELL.



Wireless charging dock.

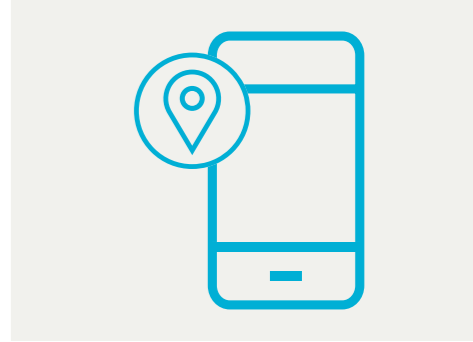


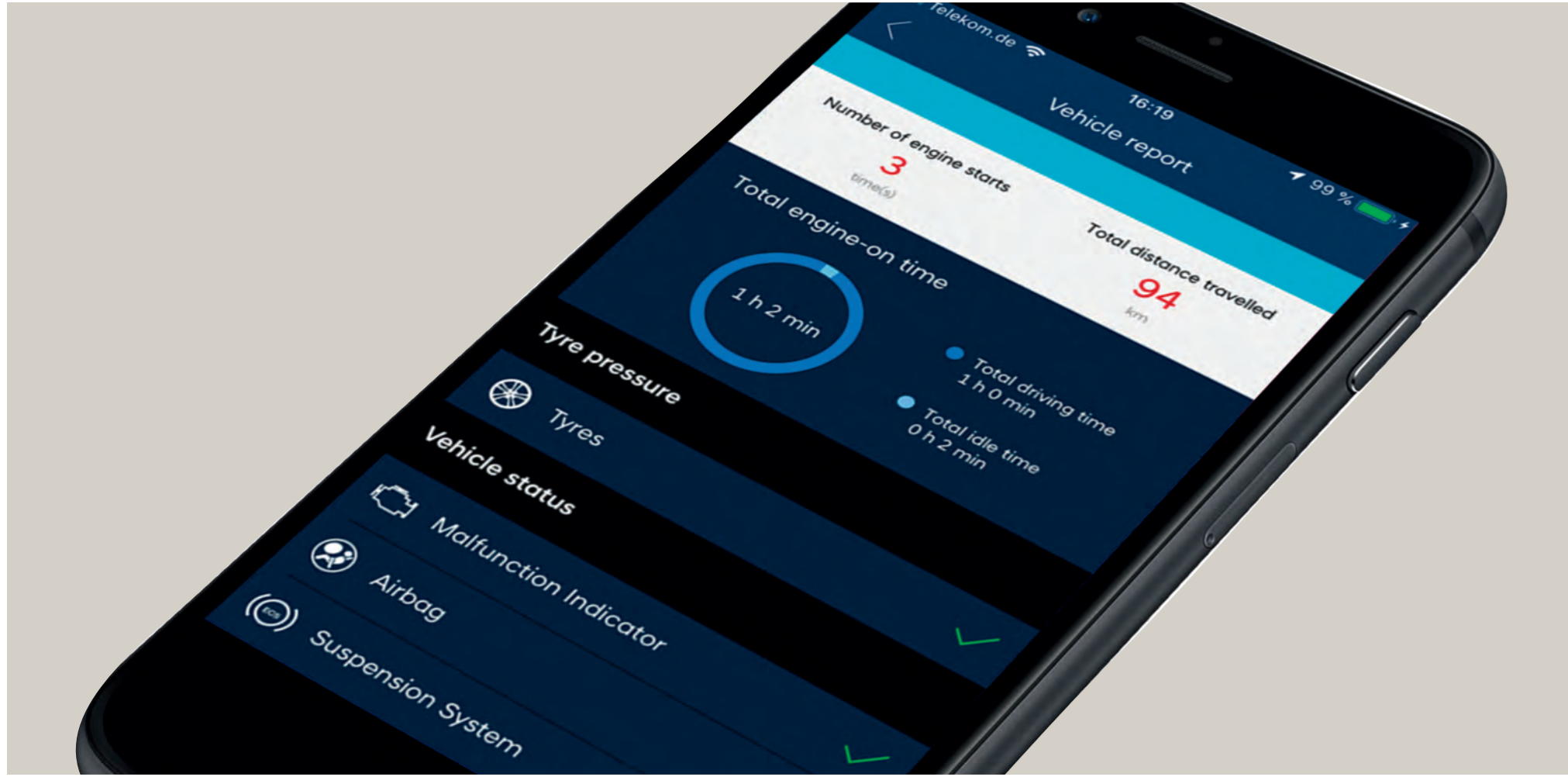


Premium sound system from KRELL.

# Bluelink® Connected Car Services.



Bluelink® Connected Car Services bring seamless connectivity directly into the all-new Tucson with online voice recognition and a wide range of features to make your drive more convenient and enjoyable. On top of the many clever features you can control with the Bluelink app, a free five-year subscription to Hyundai's LIVE Services is also included with the navigation system.



**Destination send to car.**  
Simply get in and press go. If your Tucson is equipped with navigation, you can use the Bluelink app to search for destinations while outside of your car. Bluelink then syncs with your navigation system, loading the route so that it is ready to go when you are.

**Find my car.**  
Forgot where you parked? No problem. Just open the Bluelink app and the map will guide you there.

**Remote door lock & unlock.**  
Forget to lock your car? Don't worry, your Tucson will let you know by sending a push notification to your smartphone. Then, after entering your PIN, you can lock or unlock the doors using a button in the Bluelink app.

**On-demand diagnostics.**  
For more peace of mind, you can run a full vehicle diagnostic check on your vehicle's health using the Bluelink app on your smartphone.

**Live fuel price information.**  
Find fuel when you need it, at a nice price – the continually updated fuel service coverage provides you with current fuel prices and information on location, opening times, and payment methods – all displayed on the navigation touch screen.

**Live Parking Information.**  
Find a parking spot faster for more efficient and stress-free parking. Take advantage of real-time information to find and compare parking options in garages, parking lots and on the street.

**Connected Routing.**  
Enjoy more accurate traffic information, more precise times of arrival, and more reliable route recalculations so you get there faster. Cloud based navigation uses real-time and historical data for better routing and forecasting.

**Last Mile Navigation.**  
If you have to park your Tucson before you reach your end destination, you can hand over navigation from the car to the app. Your phone will then guide you exactly where you want to go with the help of augmented reality or Google Maps.

# Convenience highlights.

Versatile and comfortable, the all-new Tucson is also big on convenience. To make getting in and out of the rear seats on the passenger side easier, the clever Walk-in device lets the driver slide and recline the front passenger seat at the touch of a button. The smart power tailgate opens automatically when the proximity of the smart key is detected for 3 seconds – which is especially practical when you have both hands full coming out of the shops. What's more, you can set the lift height to different settings according to your preference. On the road, your passengers will love the heated seats in the front and rear as well as Multi Air Mode with indirect air vents for a more pleasant indoor environment. The three-zone climate control lets you set different temperature zones for the driver, front and back seat passengers. And when you get to your destination, Remote Smart Park Assist functions like a digital parking valet, remotely backing into and driving forward out of a parking spot by itself – at the push of a button.



Multi Air Mode with indirect air vents.



Walk-in device.



Smart power tailgate.

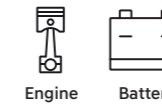


Remote Smart Park Assist.



# More choices. More electrification. Higher efficiency.

We charged up your choices. Developed to reduce emissions without compromising on being fun to drive, the all-new Tucson offers the widest range of electrified powertrains in the compact SUV segment. You can choose from petrol and diesel 48-volt mild hybrids or a full hybrid. Conventional petrol and diesel options are also available.



Engine Battery

## 48-volt Mild Hybrid

The 48-volt Mild Hybrid Starter Generator (MHS) sharply reduces the workload on the engine and delivers smoother, faster take-offs, improved fuel efficiency and reduced CO<sub>2</sub> emissions. The mild hybrid technology is available with the 1.6 T-GDi petrol engine with 150 or 180 PS as well as the 1.6-litre CRDi diesel with 136 PS.



Engine E-Motor Battery

## Hybrid

The all-new Tucson Hybrid is powered by the new 1.6-litre T-GDI Smartstream petrol engine and a 44.2 kW electric motor powered by a 1.49 kWh lithium-ion battery. The system is the most powerful in the powertrain line-up, with a combined output of 230 PS and 350 Nm torque – which means you get to enjoy plenty of fun behind the wheel while feeling good about lower fuel consumption and emissions.



Engine

## Smartstream engine

The 1.6-litre T-GDI Smartstream petrol engine is available with 150 PS and is equipped with Hyundai's unique Continuously Variable Valve Duration (CVVD) technology, which optimises engine performance and fuel efficiency while also being eco-friendly. The 1.6-litre CRDi Smartstream diesel engine will be available with 115 PS.

# Highly efficient shifting – any way you like.

Depending on the powertrain, you can choose from a wide range of smooth shifting transmissions. The 48-volt mild hybrid petrol engine is available with a 6-speed Intelligent Manual Transmission, which decouples the engine from the transmission electronically after the accelerator is released for increased fuel efficiency. The vehicle then goes into coasting mode to save fuel. Both the 48-volt mild hybrid diesel and petrol engine are also available with the 7-speed dual clutch transmission, which combines the fuel efficiency and driving fun of a manual transmission with the convenience of automatic shifting. The Hybrid is equipped with a 6-speed automatic transmission, which features button type shift-by-wire controls as standard. You switch between drive, neutral, reverse and park by simply using the buttons conveniently located in the centre console. Shift-by-wire is also available as an option on the 7-speed dual clutch transmission available on the 48V powertrains. The conventional diesel and petrol engines come equipped with the 6-speed manual transmission.



Button-type shift-by-wire.



6-speed Intelligent Manual Transmission.

# Selectable drive modes.

Switch drive modes to suit conditions – and your mood! You can instantly adjust the driving dynamics and feel of your all-new Tucson – at the push of a button. The colour schemes of the fully digital 10.25" open cluster change depending on which drive mode is selected. Select Sport mode for enhanced performance with modified throttle response, shift points and steering effort. Eco mode delivers peak fuel efficiency with modified acceleration, shift points and air conditioning performance. Select Normal mode for regular performance with good efficiency. If you choose the Hybrid powertrain, Eco and Sport drive modes are available. When equipped with the optional Electronic Controlled Suspension, the drive mode also influences the damping force on each individual wheel to enhance ride and handling.

\*The images shown are based on pre-production models. Certain visual features of the dashboard display may differ in the final production models. All figures appearing in these images are for illustrative purposes only, and are not meant to provide information on the vehicle's performance.



Normal mode.\*

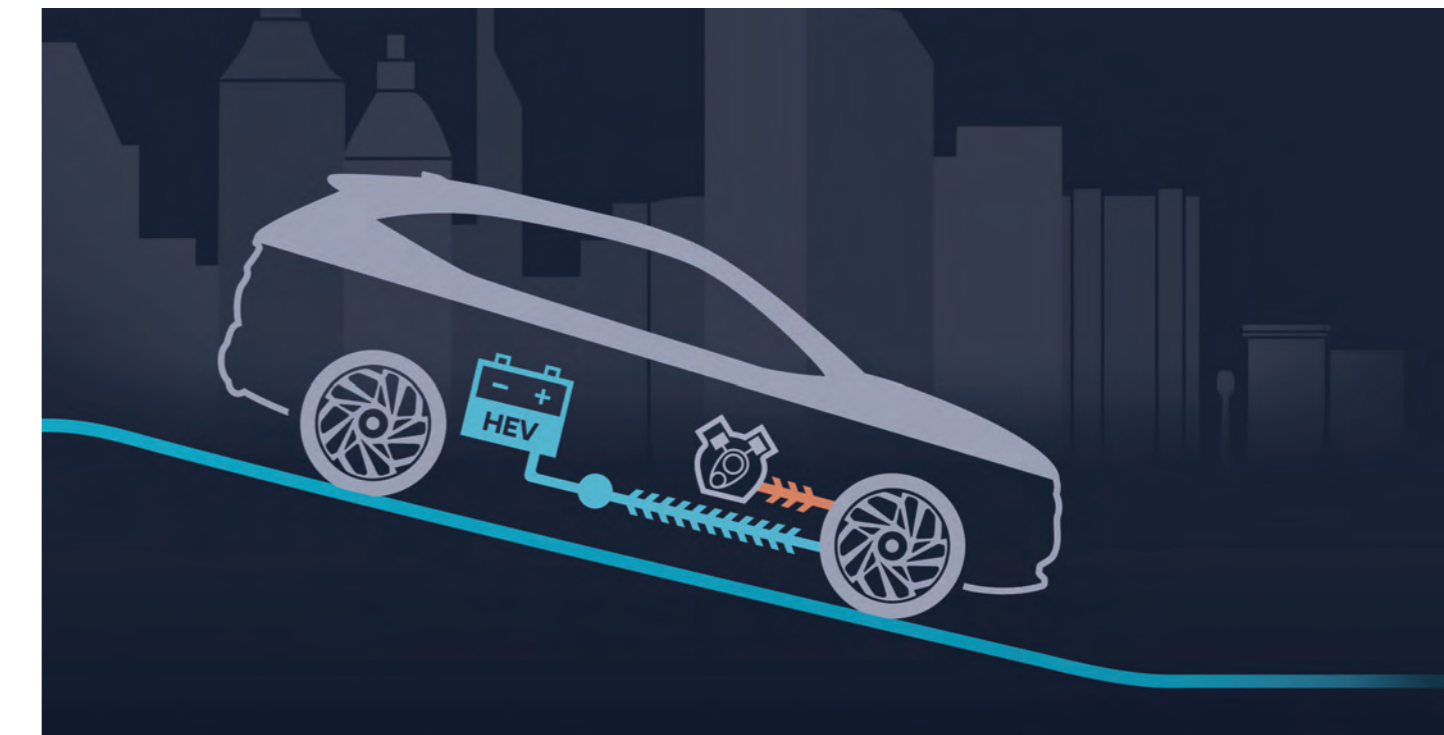


Eco / Sport mode and Cube user interface.\*



## Electrifying efficiency. The all-new Tucson Hybrid.

The all-new Tucson Hybrid uses electric power to help you go farther on a litre of petrol. All without you having to charge a battery or change your driving habits. Taking excellent fuel efficiency to the next level, it is equipped with both a petrol engine and an electric motor. They work together with the support of a powerful lithium-ion polymer battery to deliver excellent fuel economy and cut down on emissions. Depending on the driving situation, the hybrid drive system switches seamlessly between the conventional engine and the electric motor – sometimes utilizing both at the same time. As part of the regenerative braking system, the electric motor also helps slow the car, charging the battery so you don't have to. The energy stored in the battery then powers the electric motor to help in acceleration, uphill driving and low speed driving, which increases fuel efficiency by decreasing the work that the petrol engine has to do.



# Ready for anything.

Enjoy the confidence and capability to tackle the most challenging driving conditions. Available with Terrain mode, an Electronically Controlled Suspension and Hyundai's signature four-wheel drive system HTRAC, the all-new Tucson has some serious SUV credentials with 4x4 capabilities that will keep you moving no matter what.



## Electronically controlled suspension

With the new optional ECS feature, you'll enjoy a gentler, more comfortable ride and more accurate handling. By controlling the damping force on each individual wheel, ECS reduces roll, pitch and vertical motion to enhance ride and handling.



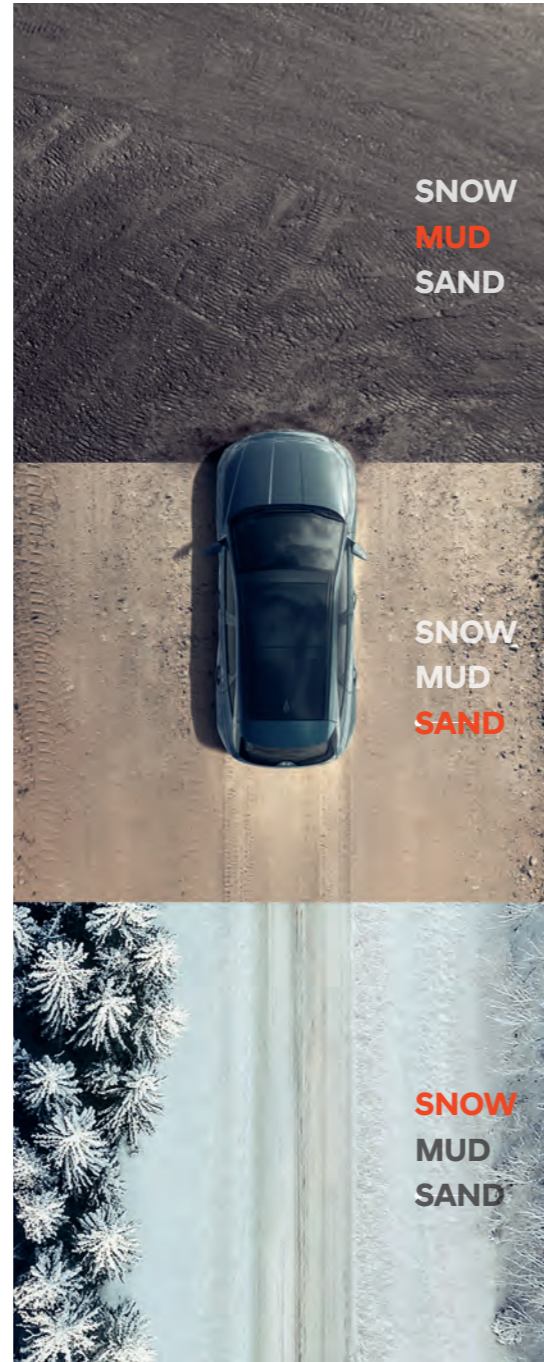
HTRAC All-Wheel Drive

When the weather takes a turn for the worse, HTRAC keeps you moving. The heart of this all-wheel drive system is an advanced electronic controller that continuously analyzes your speed and road conditions. It automatically optimizes torque distribution among the four wheels and will apply the brakes, if necessary, to ensure maximum traction and directional stability when the going gets rough.



## Terrain mode

Snow? Sand? Mud? No problem. The jog dial lets you quickly switch drive modes to optimise driving performance, power and torque delivery for maximum traction and control when the going gets rough. Available only on the Hybrid with four-wheel drive and automatic transmission.







**Surround View Monitor (SVM)**  
Enjoy 360° visibility for easier and safer parking. Four high definition cameras mounted on the front, sides, and rear of the vehicle show the surroundings in real time.

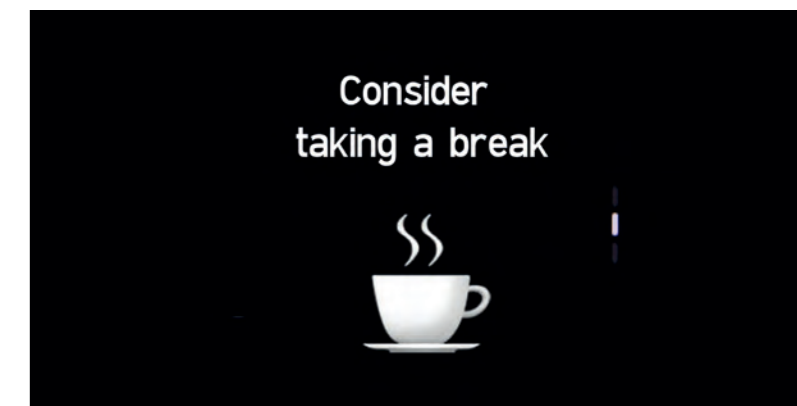
## Keeping an eye on your safety.



**Blind Spot View Monitor (BVM)**  
Making tricky lane changes safe and easy. Now you can see the rearward left- and right-hand side views on a screen in the digital cluster. The cameras are activated by the use of the turn indicator.



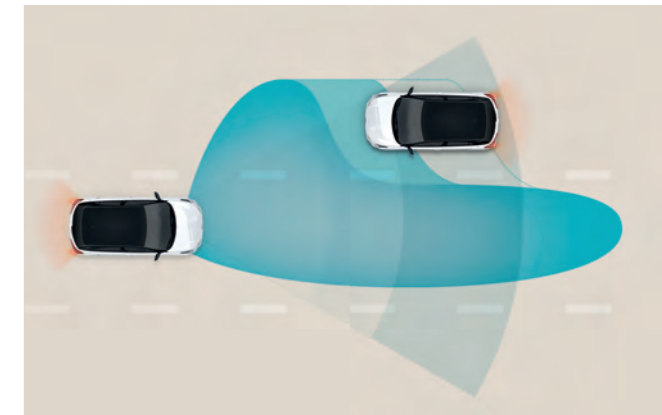
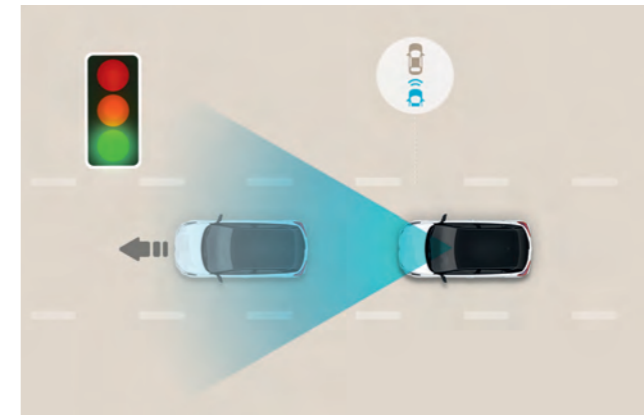
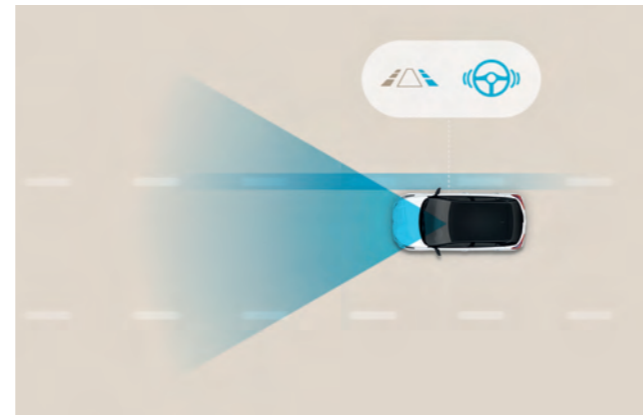
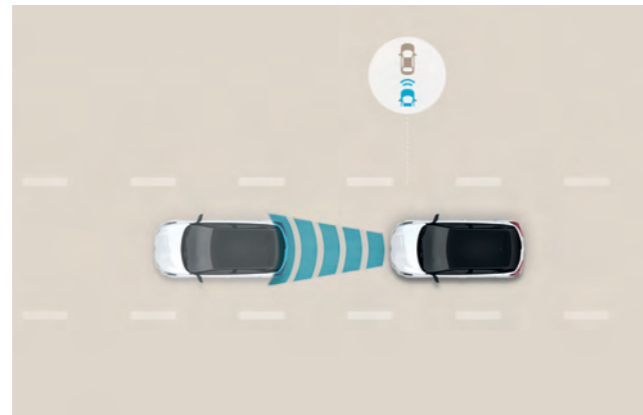
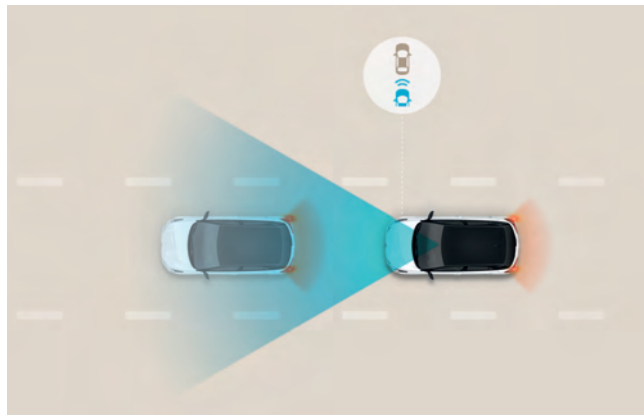
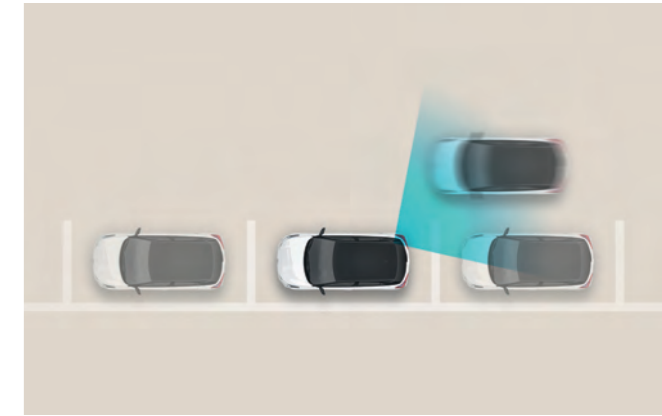
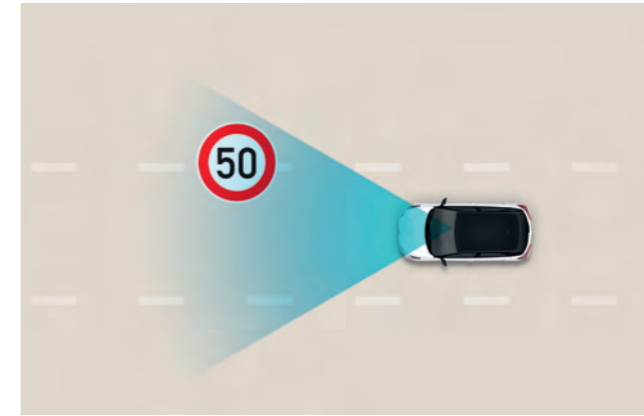
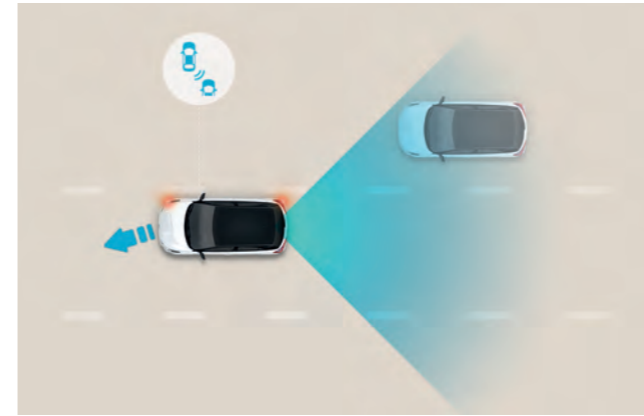
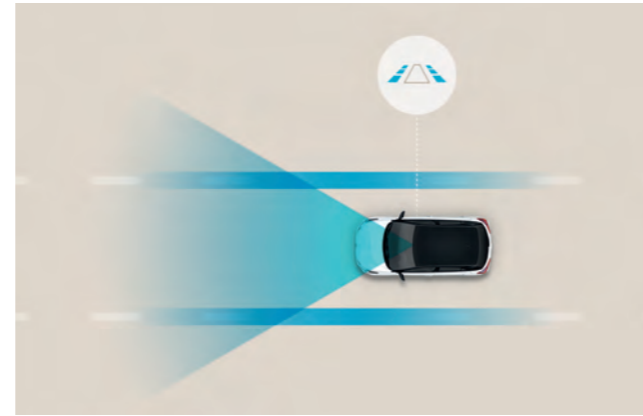
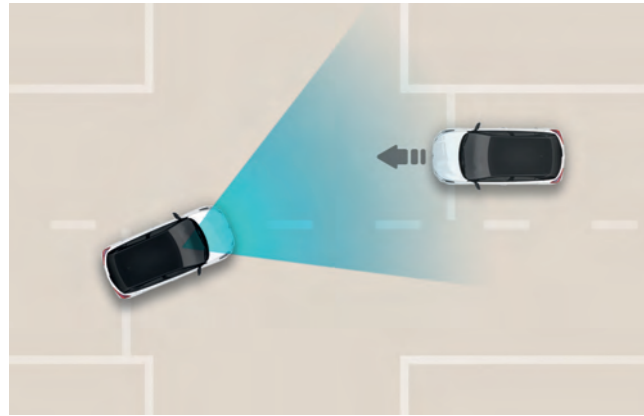
**Rear Occupant Alert (ROA)**  
Ultrasonic sensors detect passenger movement, enabling the driver to be notified if children or pets are accidentally left behind in the car.



**Driver Attention Warning (DAW)**  
When a pattern of fatigue or distraction is identified, the system gets your attention with an alert and pop-up message suggesting a break.

# Hyundai SmartSense

Enjoy even more peace of mind with best-in-class advanced driver-assistance systems and our Hyundai SmartSense active safety package with a range of innovative features. From automatically braking to avoid collisions and keeping you in your lane, to detecting vehicles in your blind spot, the all-new Tucson can alert you of potential dangers around you when driving.



**Forward Collision-Avoidance Assist (FCA with junction turning function)**  
The FCA system warns you and automatically brakes when it detects sudden braking by the car ahead or detects pedestrians or cyclists in your path. The same applies to collision risks with oncoming vehicles while turning left at an intersection.

**Highway Driving Assist (HDA)**  
Utilizes Navigation-based Smart Cruise Control and navigation data as well as Lane Following Assist to keep you centred in your lane and traveling at a safe distance behind the car ahead and driving according to the speed limit.

**Navigation-based Smart Cruise Control Curve (NSCC-C)**  
Utilizes the state-of-the-art navigation system to anticipate upcoming curves or straights on highways and automatically adjusts speed for safer driving.

**Smart Cruise Control (SCC w/Stop & Go)**  
More safety and less stress. Maintains a set distance to the vehicle ahead, automatically reducing or increasing speed to a pre-set limit. In "stop & go" traffic, the set distance is maintained.

**Lane Following Assist (LFA)**  
Keeps you centred and safer. When activated, LFA keeps the car centred in its lane at speeds between 0 and 180 kilometres per hour on highways and city streets.

**Lane Keeping Assist (LKA)**  
Uses the front camera to monitor the lines of the road. In case of an unintended lane departure, it will warn the driver and can apply steering correction to guide the car back to the lane.

**Blind-Spot Collision-Avoidance Assist (BCA)**  
Using radar sensors in the lower rear bumper and front camera, the system warns you of traffic in the blind spot area. Should you set the turn indicator in such a situation, it will sound an acoustic alert and brake to prevent collision.

**Rear Cross-Traffic Collision-Avoidance Assist (RCCA)**  
When reversing out of areas with low visibility, the system not only warns the driver if vehicles approach from the side – it also applies the brakes automatically.

**Intelligent Speed Limit Assist (ISLA)**  
Alerts you with audio and visual warnings when you exceed the speed limit. In addition, it reminds you to change the set speed of Manual Speed Limit Assist or Smart Cruise Control to stay within the speed limit.





**Leading Vehicle Departure Alert (LVDA)**  
This clever feature for city driving alerts the driver when the vehicle in front departs from an idle state, like at a stoplight or in a traffic jam.

**Safe Exit Warning (SEW)**  
This clever feature helps avoid accidents by detecting vehicles approaching from behind and displaying a warning in the cluster and outside mirror as well as sounding an audible warning.

**High Beam Assist (HBA)**  
Less stress and maximum visibility. HBA not only detects oncoming vehicles but also vehicles in the same lane ahead and switches to low-beam as appropriate.

# Express yourself.

With three vibrant new colours available: Shimmering Silver, Amazon Grey and Teal, you can now choose from nine exterior colours. On top of that, the option of a two-tone roof in either Phantom Black or Dark Knight gives you even more possibilities to personalize your all-new Tucson to fit your individual style.



Phantom Black (Pearl)

Optional two-tone roof available in Dark Knight

Polar White (Solid)

Optional two-tone roof available in Phantom Black

Shimmering Silver (Metallic)

Optional two-tone roof available in Dark Knight

Dark Knight (Pearl)

Optional two-tone roof available in Phantom Black

Teal (Pearl + Metallic)

Optional two-tone roof available in Phantom Black

Amazon Grey (Metallic)

Optional two-tone roof available in Phantom Black

Silky Bronze (Metallic)

Optional two-tone roof available in Dark Knight

Engine Red (Solid)

Optional two-tone roof available in Phantom Black

Sunset Red (Pearl + Metallic)

Optional two-tone roof available in Phantom Black

# Interior colours



Obsidian Black one-tone.



Moss Grey two-tone.




Teal colour pack.



Obsidian Black one-tone cloth.

Obsidian Black one-tone leather.



Moss Grey two-tone cloth.

Moss Grey two-tone leather.



Teal colour pack cloth.

Teal colour pack leather.

# Wheels

Choose from a range of stylish wheels, ranging from a 17" steel wheel with wheel cover to 17", 18" and 19" alloy wheels.



17" Aerodynamic Wheel



19" Alloy Wheel



18" Alloy Wheel

# Specifications

Type	Electrified								Combustion			
	1.6 T-GDI HEV / 230 PS		1.6 T-GDI 48V / 150 PS		1.6 T-GDI 48V / 180 PS		1.6 CRDi 48V / 136 PS		1.6 T-GDI / 150 PS		1.6 CRDi / 115 PS	
Engines / Performance	2WD / 6AT		4WD / 6AT		2WD / 6iMT		2WD / 7DCT		2WD / 6iMT		4WD / 7DCT	
2WD / 4WD / Transmission	2WD / 6AT	4WD / 6AT	2WD / 6iMT	2WD / 7DCT	2WD / 6iMT	4WD / 7DCT	2WD / 7DCT	4WD / 7DCT	2WD / 6MT	4WD / 6MT	2WD / 6MT	
Emission standard	EU E6D											
Type	4 cylinders in line											
Displacement [cc]	1,598											
Bore x stroke [mm]	75.6 x 89.0		75.6 x 89.0		75.6 x 89.0		77.0 x 85.8		75.6 x 89.0		77.0 x 85.8	
Compression ratio	10.5		10.5		10.5		15.9		10.5		15.9	
Maximum power [PS/kW] (for HEV: combined)	230 / 169.1		150 / 110.3		180 / 132.4		136 / 100		150 / 110.3		115 / 85	
Maximum torque [Nm/rpm] (for HEV: combined)	Engine: 264 / 1,500-4,500 Motor: 264 / -1,600		250.1 / 1,500-4,000		265 / 1,500-4,500		320 / 2,000-2,250		250.1 / 1,500-4,000		280 / 1,500-2,750	
0-100 km/h [s] (2WD / 4WD)	8.0	8.3	10.3	9.6	9.4	9.0	11.4	11.6	10.3	10.6	12.1	
Top speed [km/h] (2WD / 4WD)	193		189		205		201		180		175	
<b>Full Hybrid system</b>												
Electric motor type	Permanent Magnet Synchronous Motor											
Maximum power electric motor [kW]	44.2											
Maximum torque electric motor [Nm]	264											
Battery type	Lithium-Ion Polymer											
Voltage [V]	270											
Battery capacity [kWh]	1.49											
Battery placement	Under second row seats											
<b>Chassis</b>												
Front suspension	McpHERSON Strut Type											
Rear suspension	Multi-Link Type											
Wheels	7.0Jx17" alloy / 7.5Jx19" alloy				7.0Jx17" alloy / 7.5Jx18" alloy / 7.5Jx19" alloy							
Tyres	215/65R17 / 235/50R19				215/65R17 / 235/55R18 / 235/50R19							
<b>Consumption and Emissions (high - low)</b>												
Fuel consumption combined NEDC 2.0 (l/100 km)*	4.9 - 4.8	5.6 - 5.4	5.9 - 5.7	5.7 - 5.5	5.8 - 5.6	6 - 5.6	4.4 - 4.3	4.7 - 4.5	6.3 - 6.1	6.4 - 6.2	4.8 - 4.4	
Fuel consumption combined WLTP (l/100 km)**	5.9 - 5.5	6.6 - 6.2	6.8 - 6.5	6.6 - 6.3	6.7 - 6.4	7.1 - 6.9	5.6 - 5.2	6 - 5.68	7.0 - 6.6	7.8 - 7.3	5.6 - 5.2	
CO <sub>2</sub> emissions combined NEDC 2.0 (g/km)*	112 - 109	127 - 124	136 - 131	130 - 125	133 - 127	137 - 129	117 - 112	124 - 119	144 - 139	146 - 141	127 - 115	
CO <sub>2</sub> emissions combined WLTP (g/km)**	135 - 125	149 - 140	153.8 - 146.8	149.81 - 142.8	152.2 - 145.3	162.3 - 155.6	145.8 - 136.9	157.8 - 148.7	158.8 - 149.8	177.7 - 164.7	145.8 - 136.5	



Overall Width 1,865  
Wheel Tread 1,604



Overall Length 4,500  
Wheel Base 2,680

Overall Height

1,650



Wheel Tread 1,615



# Feel it to believe it.

Sophisticated and progressive, the all-new Tucson rejects the ordinary – pushing the boundaries of the segment to reinvent just about everything. Outside, its chiselled surfaces and dynamic lines are designed to impress while inside, you'll discover a level of roominess, comfort and versatility that exceeds all expectations. Stop by your local Hyundai dealer and experience it for yourself. Because you have to feel it to believe it.

Dealer stamp