

SUMMER WAVES™

EN-Parts & Setup Instructions

ES-Piezas e instrucciones de instalación

BG-Части и инструкции за разполагане

GR-Εξαρτήματα και Οδηγίες εγκατάστασης

PL-Części i instrukcje montażu

SK-Diely a pokyny na zostavenie

IT-Componenti e istruzioni per l'installazione

NO-Deler og instruksjoner for oppsett

DK-Dele og samlingsanvisninger

FI-Osat ja asennusohjeet

KAZ-Бөлшектер және орнату нұсқаулары

**RU-Перечень деталей и инструкция
по установке**

FR-Pièces et instructions d'installation

DE-Teile und Aufstellenleitungen

CZ-Díly & Pokyny k sestavení

HU-Alkatrészek és felállítási utasítás

RO-Piese și instrucțiuni de instalare

TR-Parçalar ve Kurulum Talimatları

NL-Onderdelen en plaatsingsinstructies

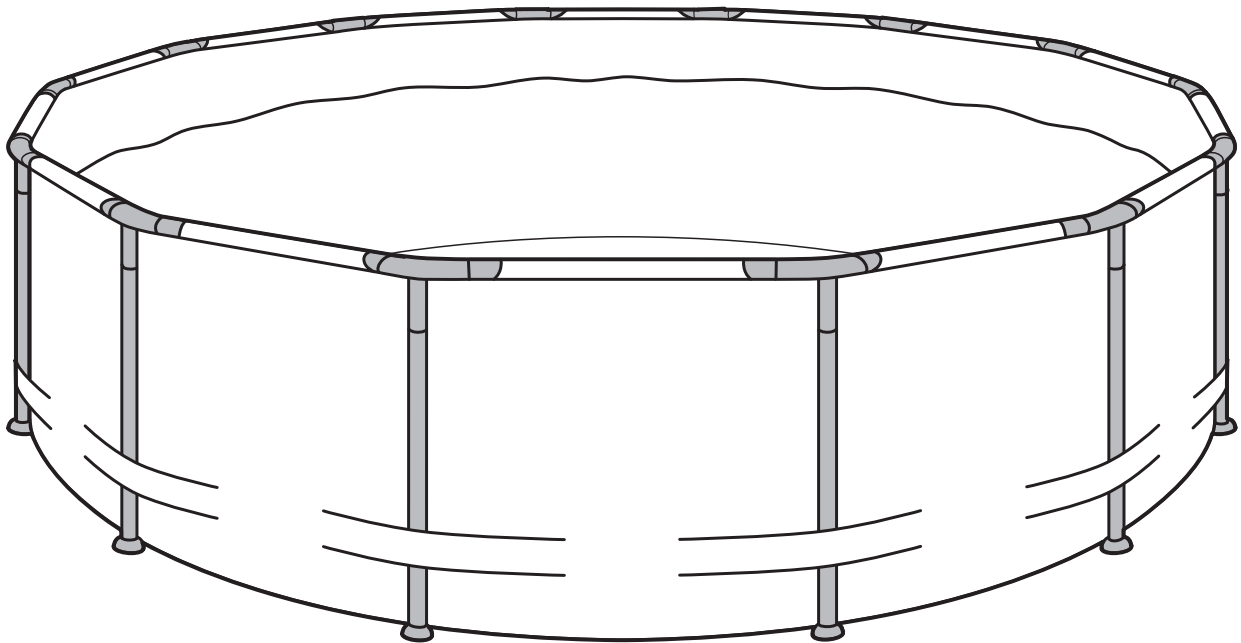
SE-Delar och monteringsanvisningar

SI-Deli in navodila za postavitve

PT-Peças e instruções de instalação

BA/HR-Uputstva za dijelove i postavljanje

RS-Delovi i uputstvo za rukovanje



EN-Please read carefully and keep for future reference.

FR-À lire attentivement et conserver pour la consultation ultérieure.

ES-Lea este manual detenidamente y guárdelo para futuras consultas.

DE-Bitte sorgfältig lesen und zum späteren Nachschlagen aufbewahren.

BG-Моля, прочетете внимателно и запазете за бъдещи справки.

CZ-Přečtěte si prosím pozorně tyto pokyny a uchovejte je pro pozdější použití.

GR-Διαβάστε προσεκτικά και φυλάξτε για μελλοντική αναφορά.

HU-Kérjük, alaposan olvassa el és későbbi használat céljából őrizze meg.

PL-Zapoznać się ze zrozumieniem i zachować do użytku w przyszłości.

RO-Citiți cu atenție aceste instrucțiuni și să păstrați-le pentru consultarea ulterioară.

SK-Pozorne si prečítajte a uchovajte pre potreby do budúcnosti.

TR-Lütfen dikkatle okuyun ve daha sonra başvurmak üzere saklayın.

IT-Leggere attentamente e conservare per riferimento futuro.

NL-Lees dit document zorgvuldig door en bewaar het voor toekomstig gebruik.

NO-Les nøye før bruk og oppbevar for fremtidig referanse.

SE-Läs noga och spara för framtida bruk.

DK-Læs anvisningerne nøje igennem, og opbevar brugsanvisningen til senere brug.

SI-Prosimo natančno preberite in ohranite za bodočo referenco.

RU-Внимательно прочитайте инструкцию и сохраните для использования в будущем.

PT-Leia com atenção e guarde para futura referência.








FI-Lue huolellisesti ja säilytä tulevia käyttökertoja varten.

BA-Molimo da pažljivo pročitate i sačuvate za buduću upotrebu.

KAZ-Зейін салып оқып, болашақта қолдану үшін сақтаңыз.

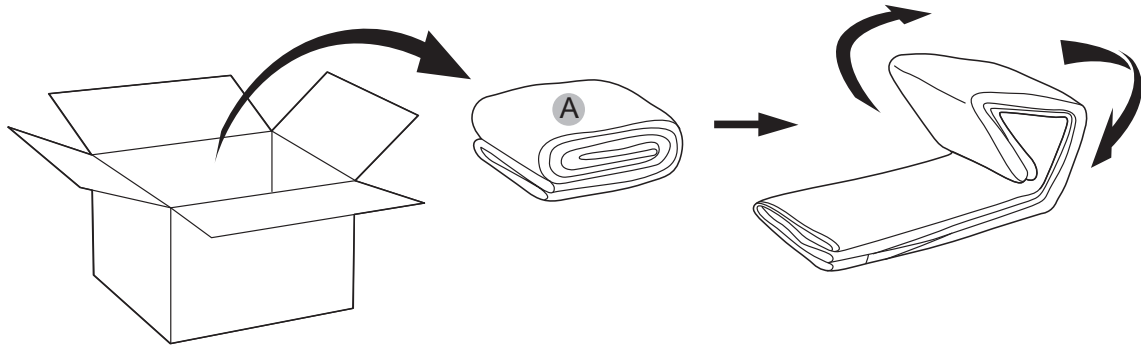
RS-Pažljivo pročitajte i sačuvajte za buduću upotrebu.

**EN-PARTS LIST / FR-LISTE DES PIÈCES / ES-LISTA DE PIEZAS / DE-TEILE LISTE /
 BG-СПИСКЪ С ЧАСТИ / CZ-SEZNAM DÍLŮ / GR-ΚΑΤΑΛΟΓΟΣ ΕΞΑΡΤΗΜΑΤΩΝ /
 HU-ALKATRÉSZLISTA / PL-LISTA CZĘŚCI / RO-LISTA DE PIESE / SK-ZOZNAM DIELOV /
 TR-PARÇA LİSTESİ / IT-ELENCO DEI COMPONENTI / NL-ONDERDELENLIJST /
 NO-DELELISTE / SE-DELLISTA / DK-LISTE OVER DELE / SI-SEZNAM DELOV /
 RU-ПЕРЕЧЕНЬ ДЕТАЛЕЙ / PT-LISTA DE PEÇAS / FI-OSALUETTELO /
 BA-LISTA DIJELOVA / KAZ-БӨЛШЕКТЕР ТІЗІМІ / RS-SPISAK DELOVA**

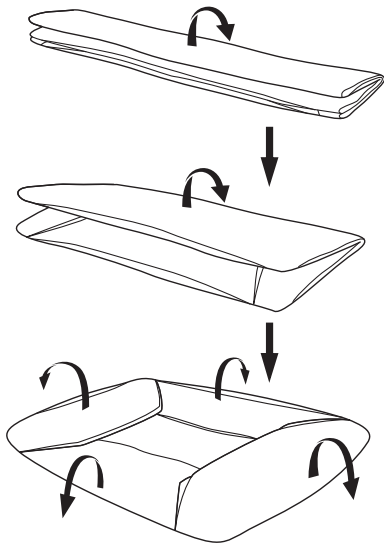
							
12'x30" (366x76 cm)	1	12	12	11	1	12	12
12'x48" (366x122 cm)	1	12	12	11	1	12	12
14'x42" (427x107 cm)	1	14	14	13	1	14	14
15'x42" (457x107 cm)	1	15	15	14	1	15	15
15'x48" (457x122 cm)	1	15	15	14	1	15	15
16'x42" (488x107 cm)	1	16	16	15	1	16	16
16'x48" (488x122 cm)	1	16	16	15	1	16	16
17'x48" (518x122 cm)	1	17	17	16	1	17	17
18'x48" (549x122 cm)	1	18	18	17	1	18	18
18'x52" (549x132 cm)	1	18	18	17	1	18	18
20'x48" (610x122 cm)	1	20	20	19	1	20	20
22'x52" (671x132 cm)	1	22	22	21	1	22	22
24'x48" (732x122 cm)	1	24	24	23	1	24	24
24'x52" (732x132 cm)	1	24	24	23	1	24	24
26'x52" (792x132 cm)	1	26	26	25	1	26	26

EN-SETUP / FR-INSTALLATION / ES-INSTALACIÓN / DE-AUFSTELLUNG /
BG-РАЗПОΛΑΓΑΗ / CZ-SESTAVENÍ / GR-ΕΓΚΑΤΑΣΤΑΣΗ / HU-FELÁLLÍTÁS /
PL-MONTAŻ / RO-INSTALARE / SK-ZOSTAVENIE / TR-KURULUM /
IT-INSTALLAZIONE / NL-PLAATSING / NO-OPPSETT / SE-MONTERING /
DK-SAMLING / SI-POSTAVITEV / RU-УСТАНОВКА / PT-INSTALAÇÃO /
FI-ASENNUS / BA-POSTAVLJANJE / KAZ-OPHATY / RS-MONTAŽA

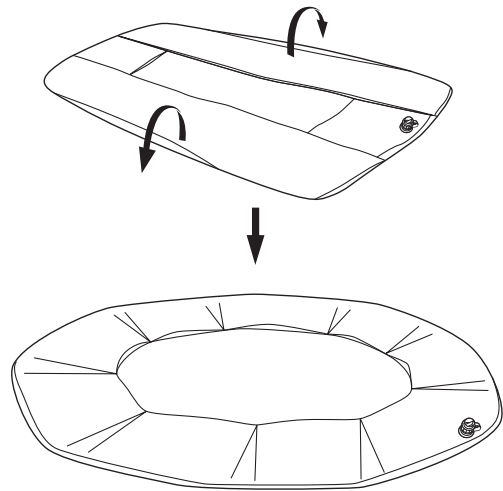
1.




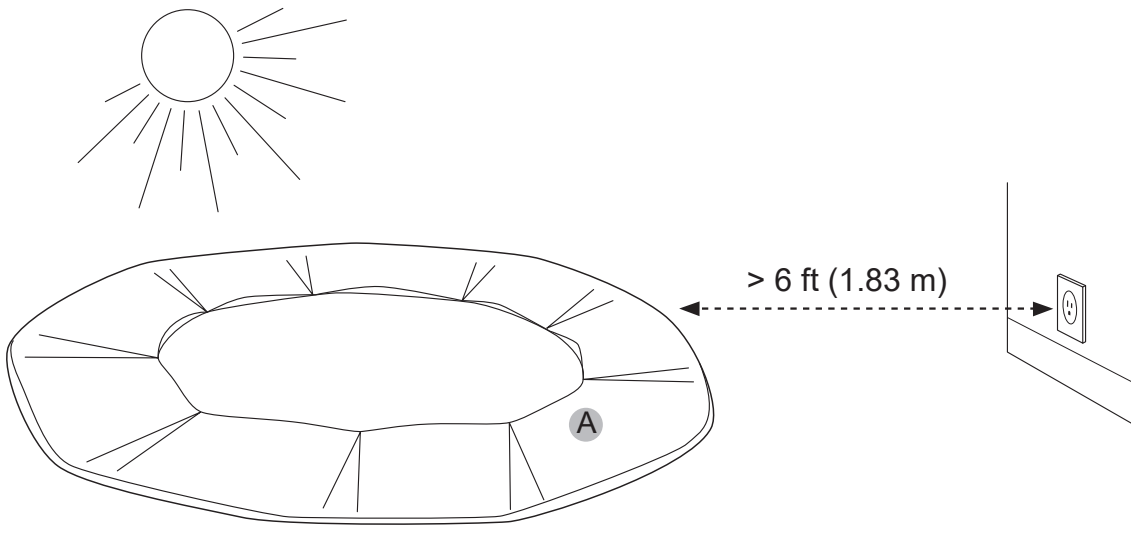
2a.



2b.

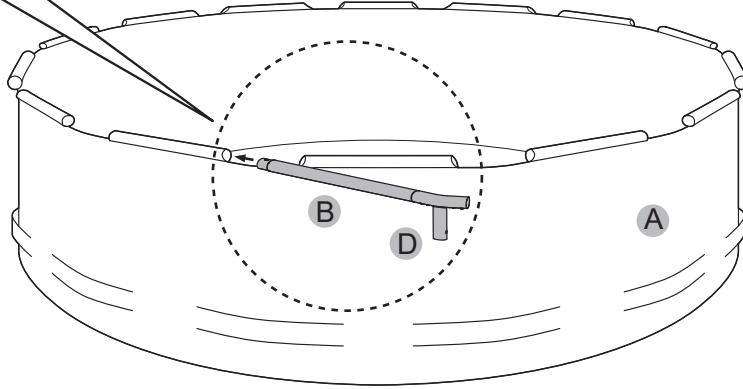
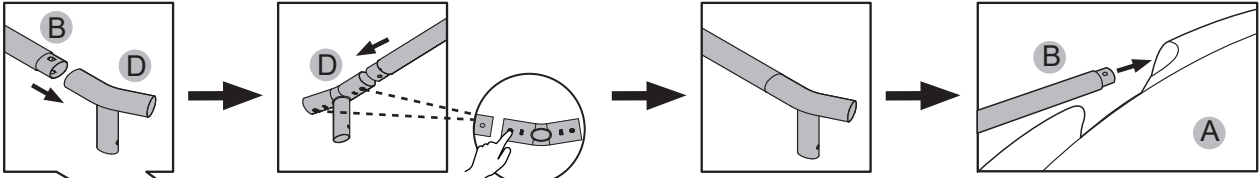


3.

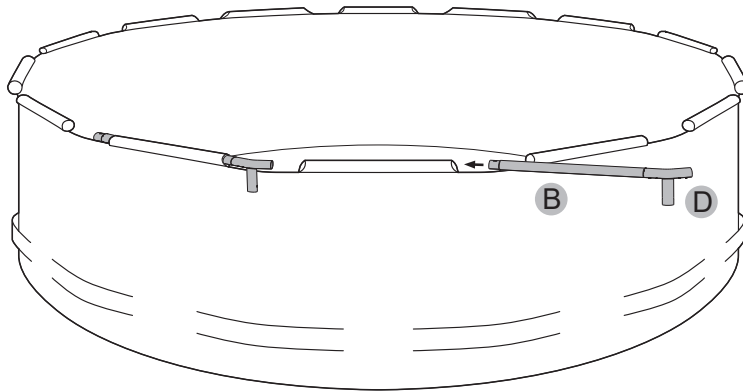


4

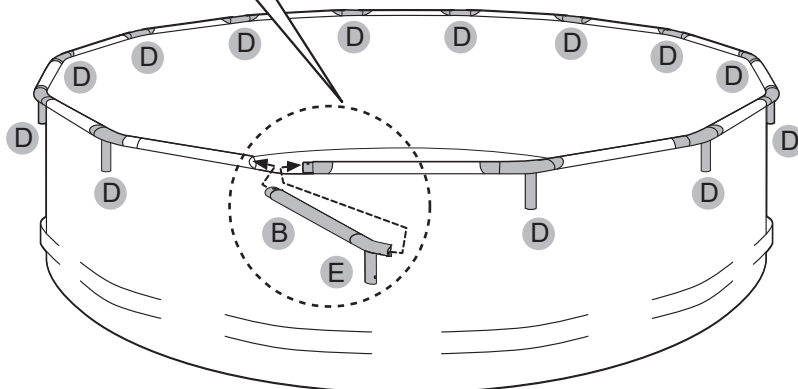
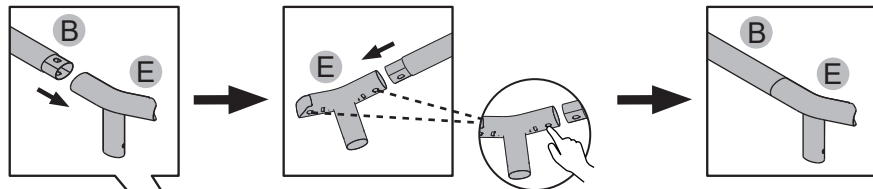
4.



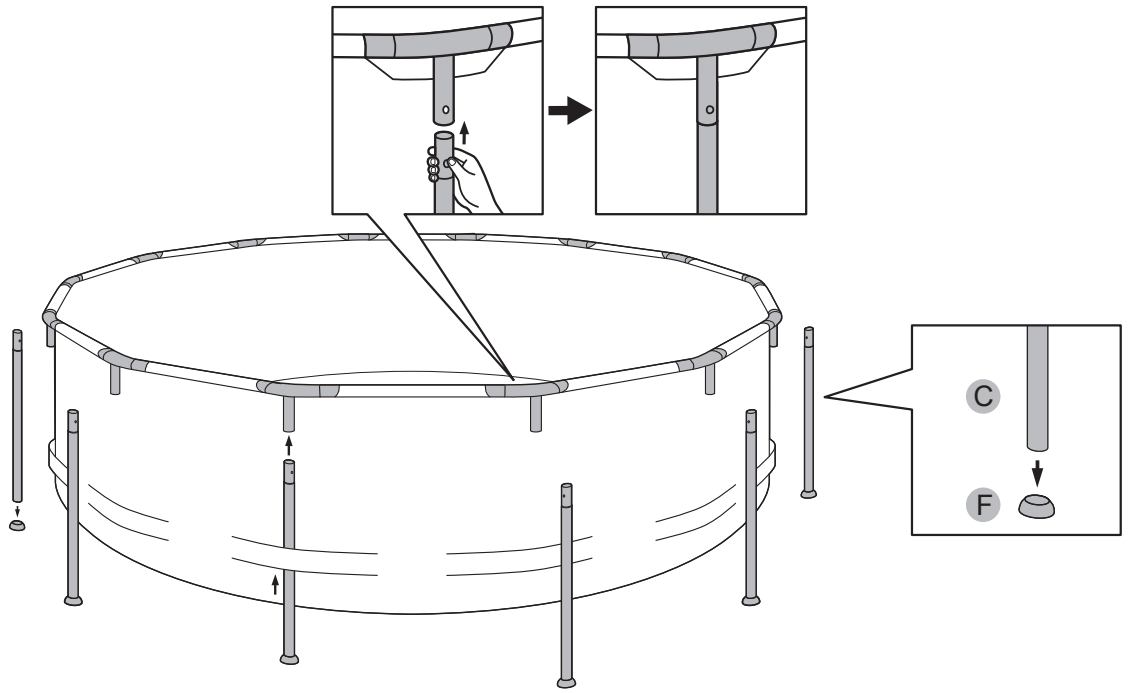
5.



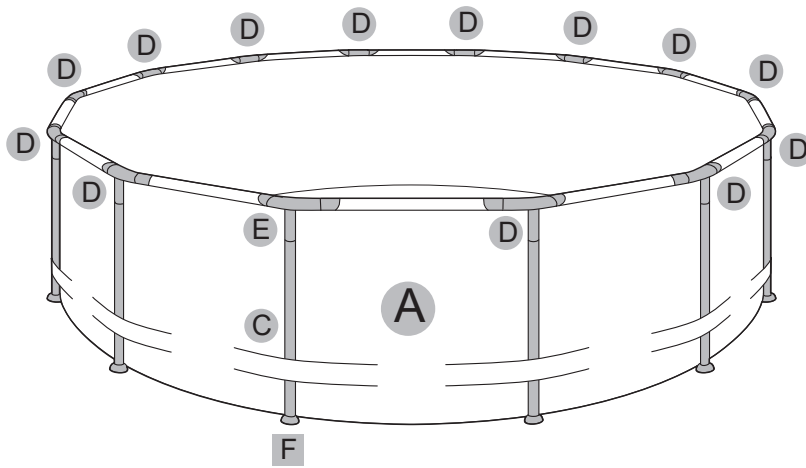
6.



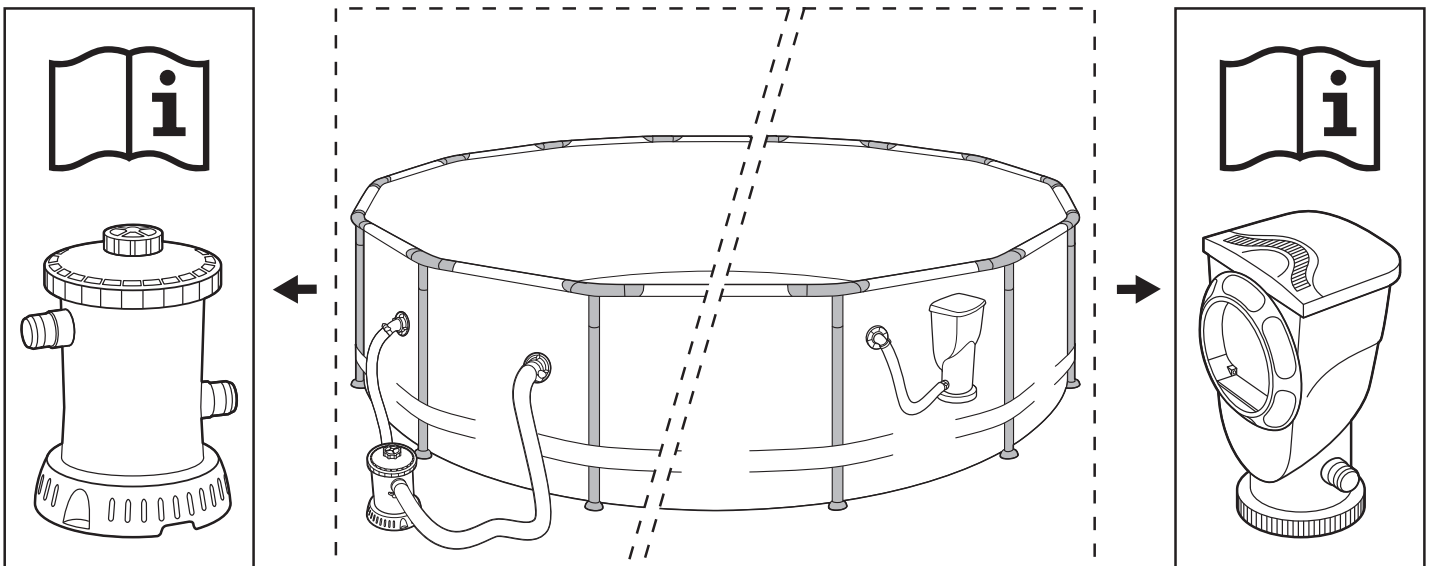
7.



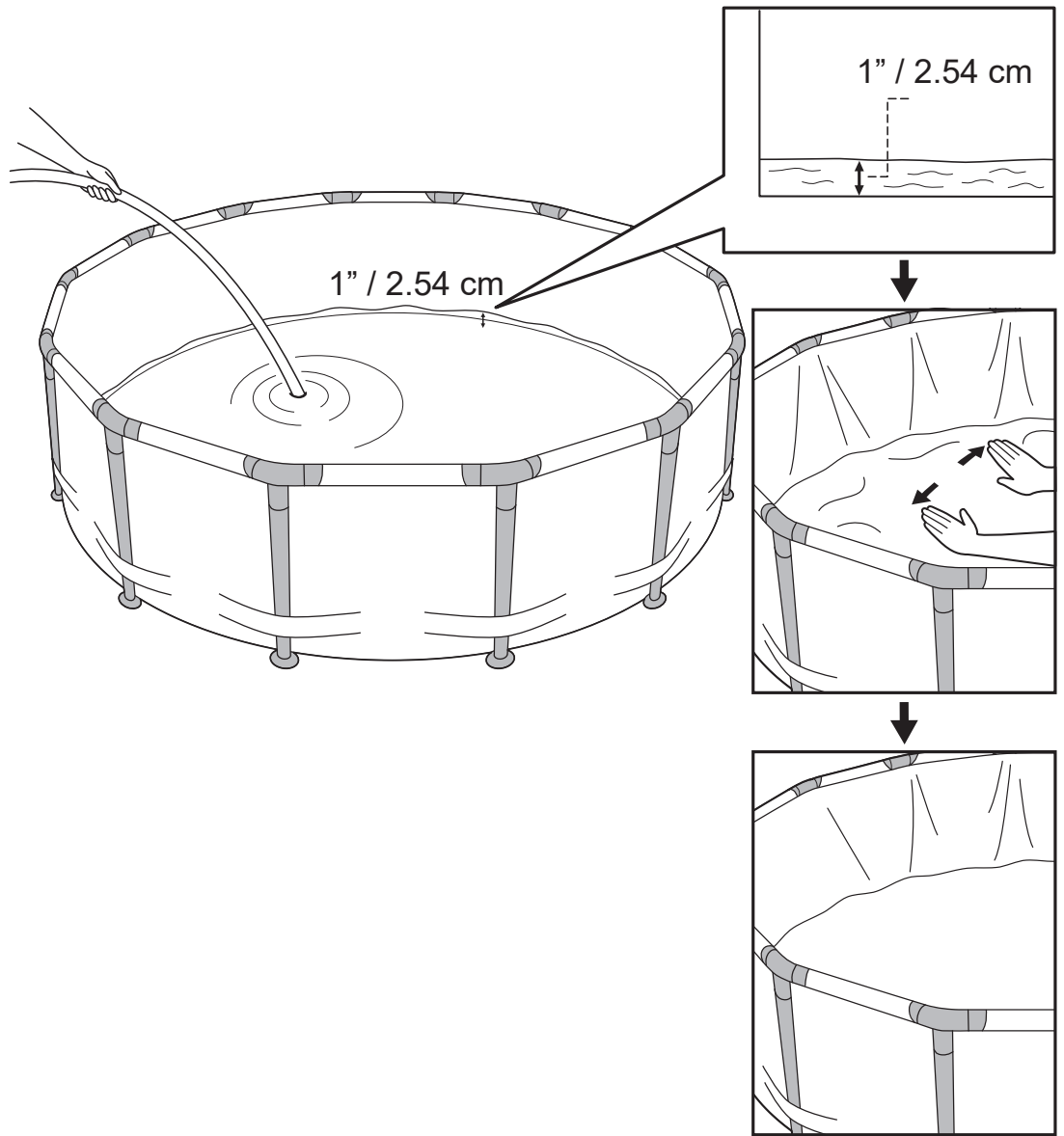
8.



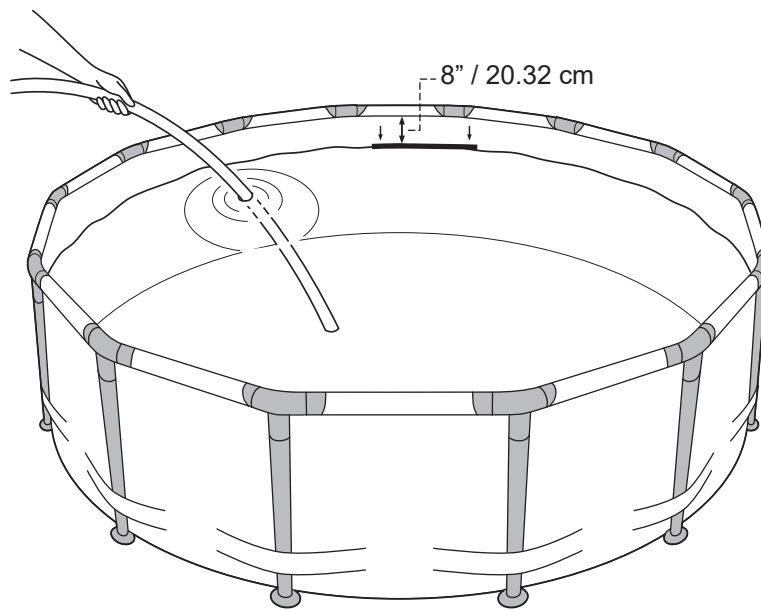
9.



10.

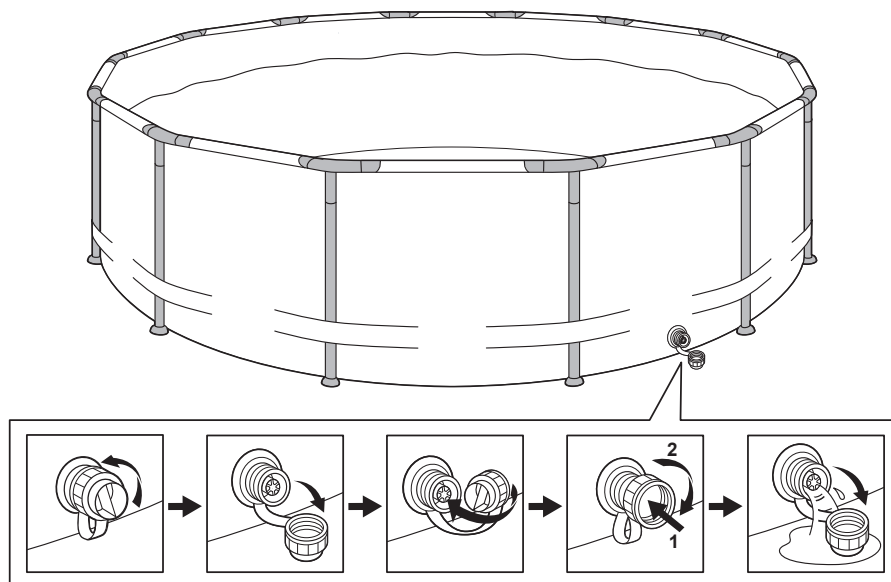


11.

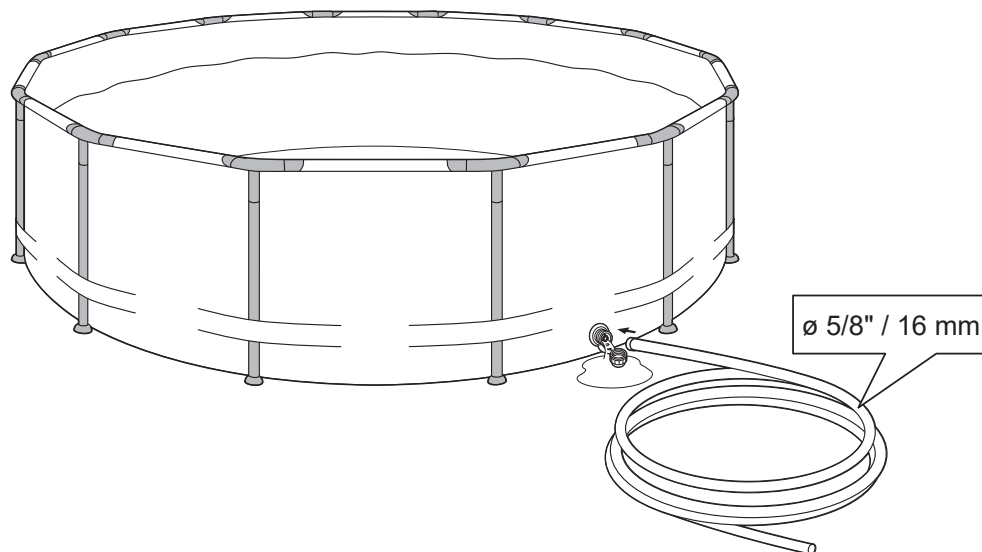


EN-Drainage / FR-Vidange / ES-DRENAJE / DE-Entleeren / BG-Източване /
CZ-Vypouštění / GR-Αδειασμα / HU-Drén / PL-Spuszczanie wody / RO-Scurgere /
SK-Odvodnenie / TR-Drenaj / IT-Drenaggio / NL-Leeg laten lopen / NO-Drenering /
SE-Tömning / DK-Dræning / SI-Izpraznitev / RU-Осушение / PT-Esvaziamento /
FI-Tyhjennys / BA-Isušivanje / KAZ-Ағызу / RS-Drenaža

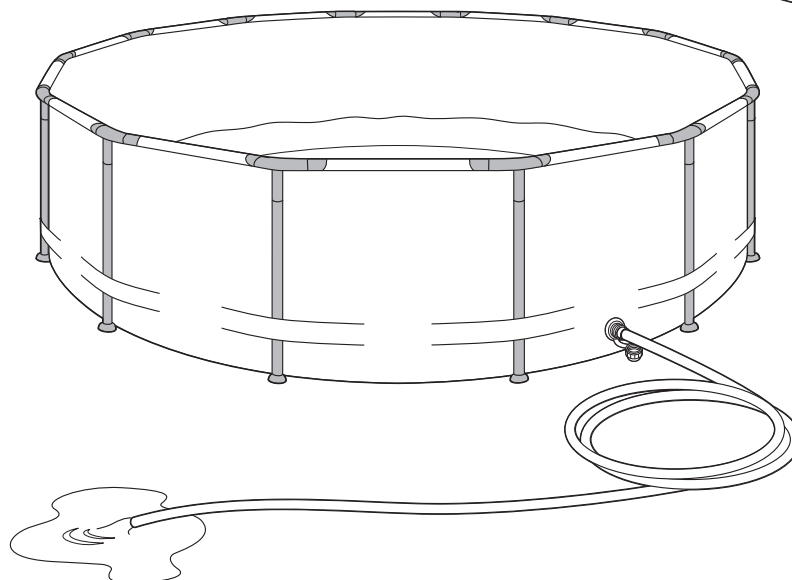
1.



2.

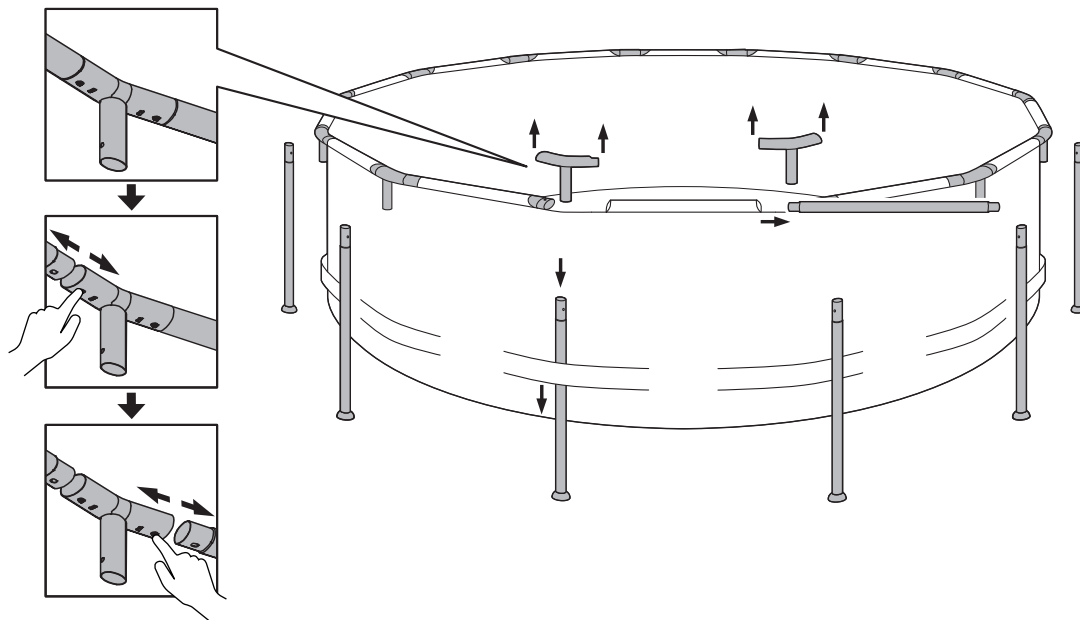


3.

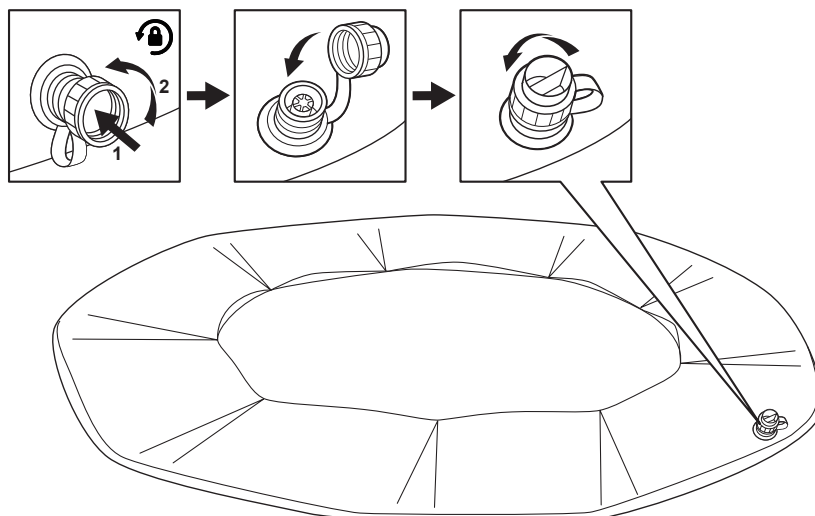


EN-Dismantle & Storage / FR-Démontage et entreposage / ES-Desmontaje y almacenamiento / DE-Abbauen und aufbewahren / BG-Разглобяване и съхранение / CZ-Demontáž & Skladování / GR-Αποσυναρμολόγηση και αποθήκευση / HU-Leszereelés és tárolás / PL-Demontaż i przechowywanie / RO-Demontare și depozitare / SK-Demontáž a skladovanie / TR-Sökme ve Saklama / IT-Smontaggio e conservazione / NL-Uit elkaar halen en opbergen / NO-Demontering og lagring / SE-Demontering och förvaring / DK-Demontering og opbevaring / SI-Razstavljanje in shranjevanje / RU-Демонтаж и хранение / PT-Desmontagem e armazenamento / FI-Purkaminen ja varastointi / BA-Demontaža i skladištenje / KAZ-Бөлшектеу және сақтау / RS-Rastavljanje i skladištenje

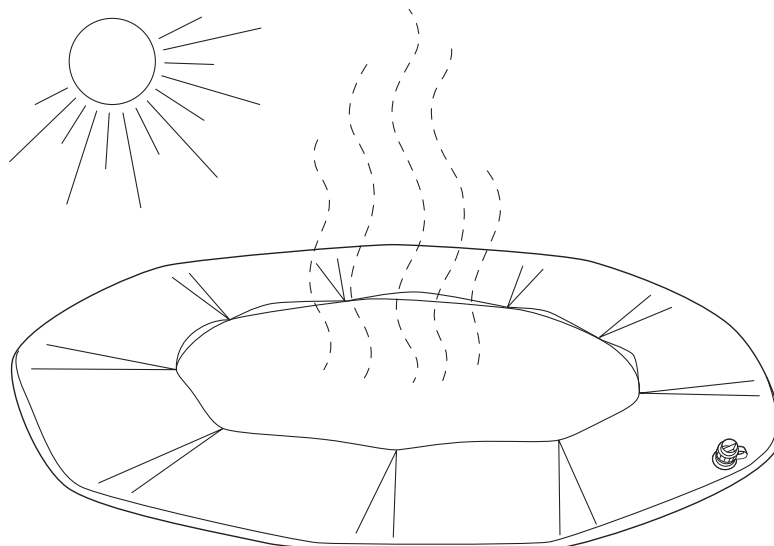
1.



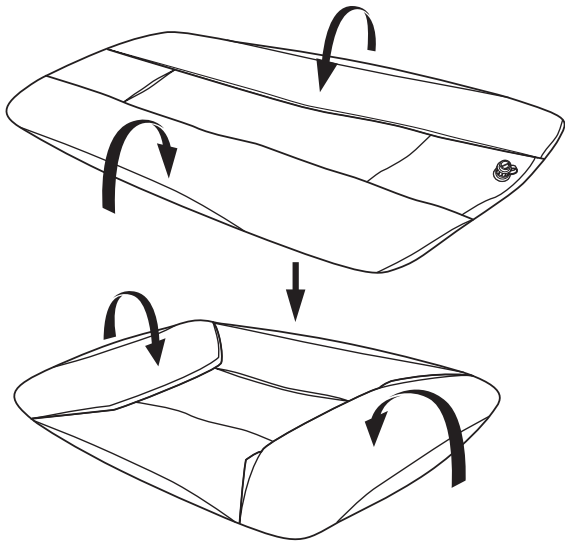
2.



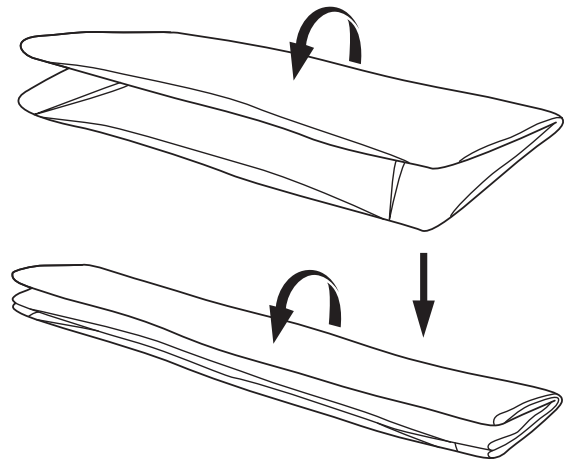
3.



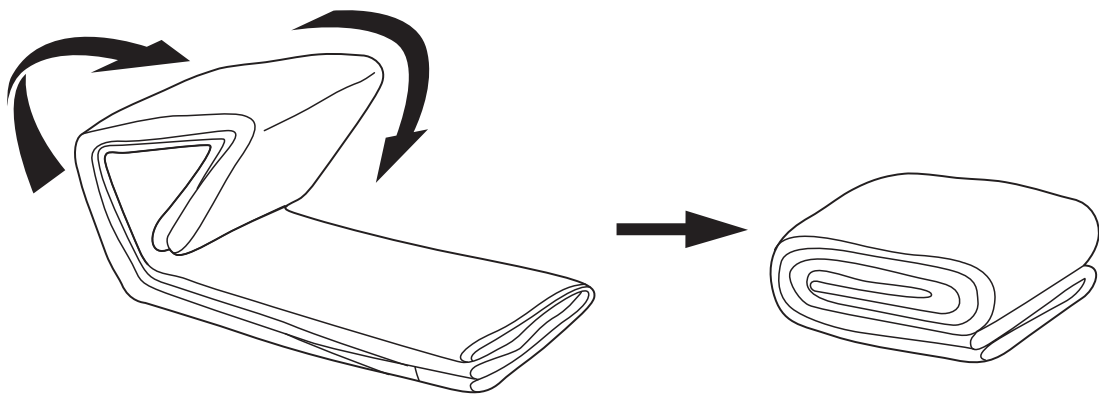
4a.



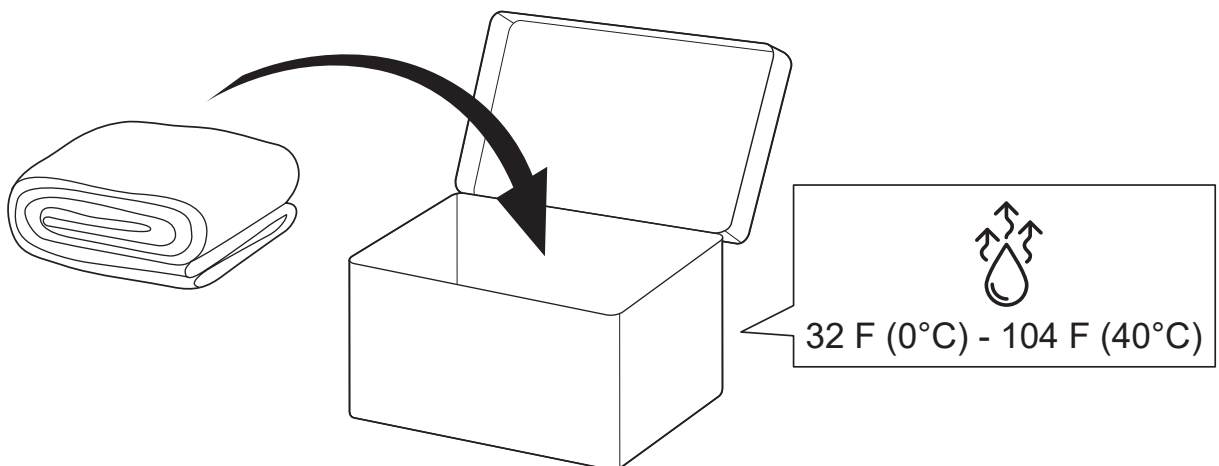
4b.



5.

















































6.



SUMMER WAVES™



			
	 00800 09348567  info@zeitlos-vertrieb.de		 00800 09348567  info@zeitlos-vertrieb.de
	 00800 09348567  info@zeitlos-vertrieb.de		 +33 (0) 811 650325  france@zeitlos-vertrieb.de
	 00800 09348567  info@zeitlos-vertrieb.de		 00800 09348567  info@zeitlos-vertrieb.de
	 00800 09348567  info@zeitlos-vertrieb.de		 00800 09348567  info@zeitlos-vertrieb.de
	 00800 09348567  info@zeitlos-vertrieb.de		 00800-09 34 85 67  info@zeitlos-vertrieb.de
	 00800 09348567  hu-service@zeitlos-vertrieb.de		 00800 09348567  eservice@sapo.pt
	 +44 (0) 330 090 4414  support@poly-group.co.uk		 00800 09348567  pl-service@zeitlos-vertrieb.de



support.polygroupstore.com

SUMMER WAVES™

EN-Parts & Setup Instructions

ES-Piezas e instrucciones de instalación

BG-Части и инструкции за разполагане

GR-Εξαρτήματα και Οδηγίες εγκατάστασης

PL-Części i instrukcje montażu

SK-Diely a pokyny na zostavenie

IT-Componenti e istruzioni per l'installazione

NO-Deler og instruksjoner for oppsett

DK-Dele og samlingsanvisninger

FI-Osat ja asennusohjeet

KAZ-Бөлшектер және орнату нұсқаулары

RU-Перечень деталей и инструкция
по установке

FR-Pièces et instructions d'installation

DE-Teile und Aufstellenleitungen

CZ-Díly & Pokyny k sestavení

HU-Alkatrészek és felállítási utasítás

RO-Piese și instrucțiuni de instalare

TR-Parçalar ve Kurulum Talimatları

NL-Onderdelen en plaatsingsinstructies


SE-Delar och monteringsanvisningar

SI-Deli in navodila za postavitve

PT-Peças e instruções de instalação

BA/HR-Uputstva za dijelove i postavljanje

RS-Delovi i uputstvo za rukovanje



EN-Please read carefully and keep for future reference.

FR-À lire attentivement et conserver pour la consultation ultérieure.

ES-Lea este manual detenidamente y guárdelo para futuras consultas.

DE-Bitte sorgfältig lesen und zum späteren Nachschlagen aufbewahren.

BG-Моля, прочетете внимателно и запазете за бъдещи справки.

CZ-Přečtěte si prosím pozorně tyto pokyny a uchovejte je pro pozdější použití.

GR-Διαβάστε προσεκτικά και φυλάξτε για μελλοντική αναφορά.

HU-Kérjük, alaposan olvassa el és későbbi használat céljából őrizze meg.

PL-Zapoznać się ze zrozumieniem i zachować do użytku w przyszłości.

RO-Citiți cu atenție aceste instrucțiuni și să păstrați-le pentru consultarea ulterioară.

SK-Pozorne si prečítajte a uchovajte pre potreby do budúcnosti.

TR-Lütfen dikkatle okuyun ve daha sonra başvurmak üzere saklayın.

IT-Leggere attentamente e conservare per riferimento futuro.

NL-Lees dit document zorgvuldig door en bewaar het voor toekomstig gebruik.

NO-Les nøye før bruk og oppbevar for fremtidig referanse.

SE-Läs noga och spara för framtida bruk.

DK-Læs anvisningerne nøje igennem, og opbevar brugsanvisningen til senere brug.

SI-Prosimo natančno preberite in ohranite za bodočo referenco.

RU-Внимательно прочитайте инструкцию и сохраните для использования в будущем.

PT-Leia com atenção e guarde para futura referência.

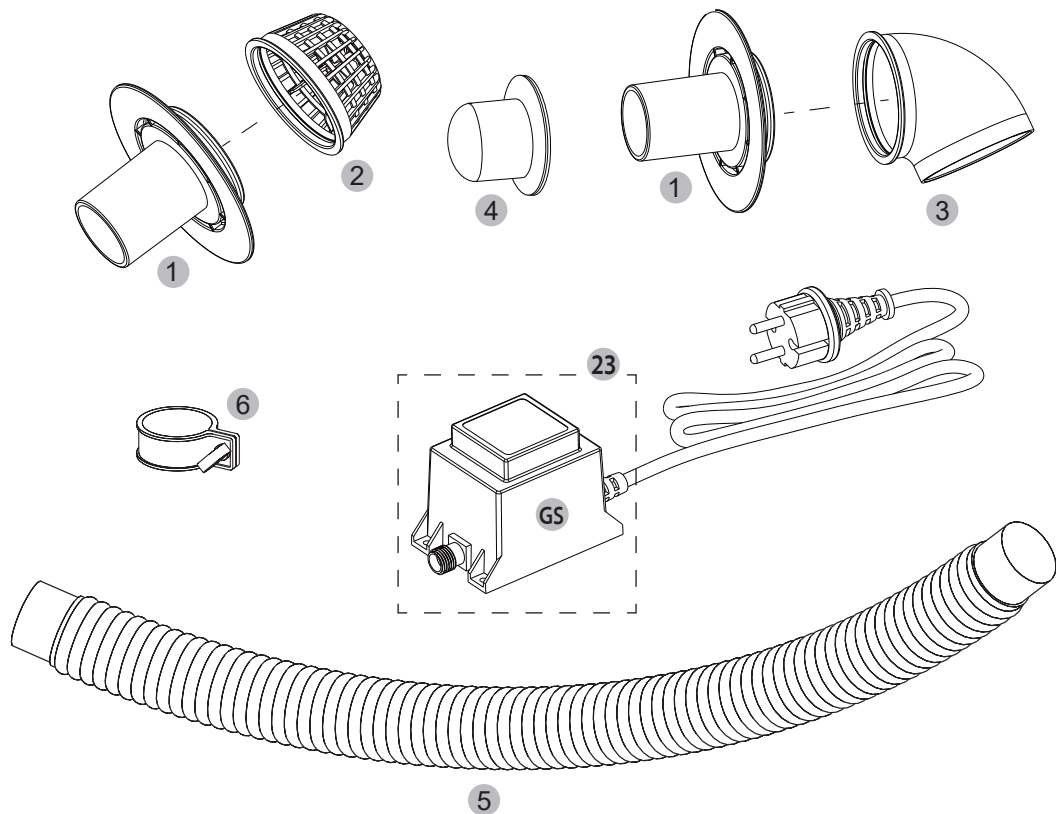
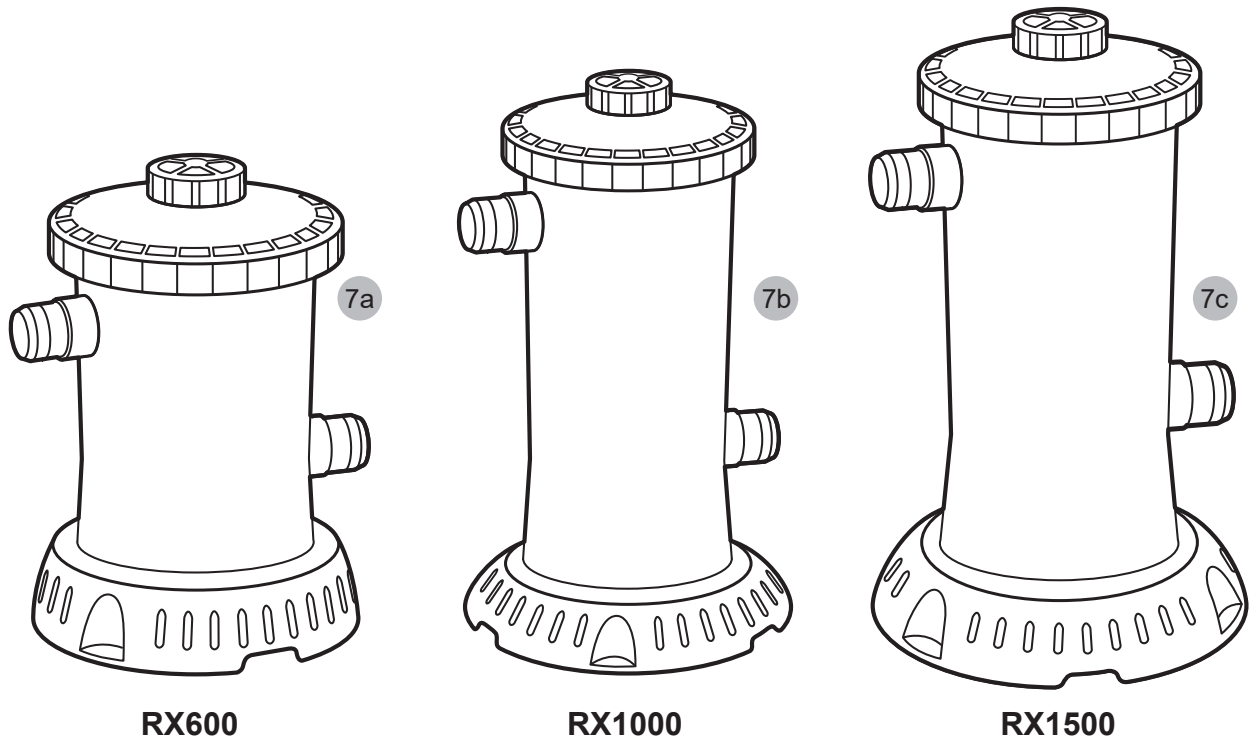
FI-Lue huolellisesti ja säilytä tulevia käyttökertoja varten.

BA-Molimo da pažljivo pročitate i sačuvate za buduću upotrebu.

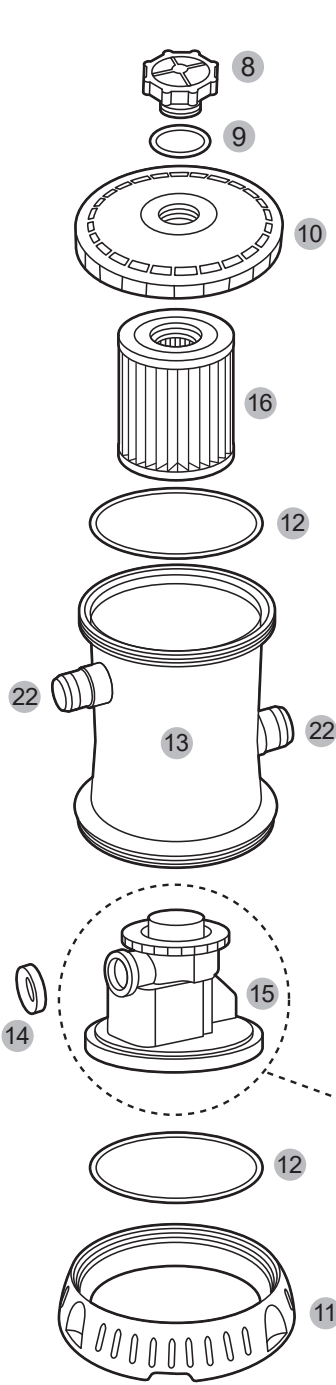
KAZ-Зейін салып оқып, болашақта қолдану үшін сақтаңыз.

RS-Pažljivo pročítajte i sačuvajte za buduću upotrebu.

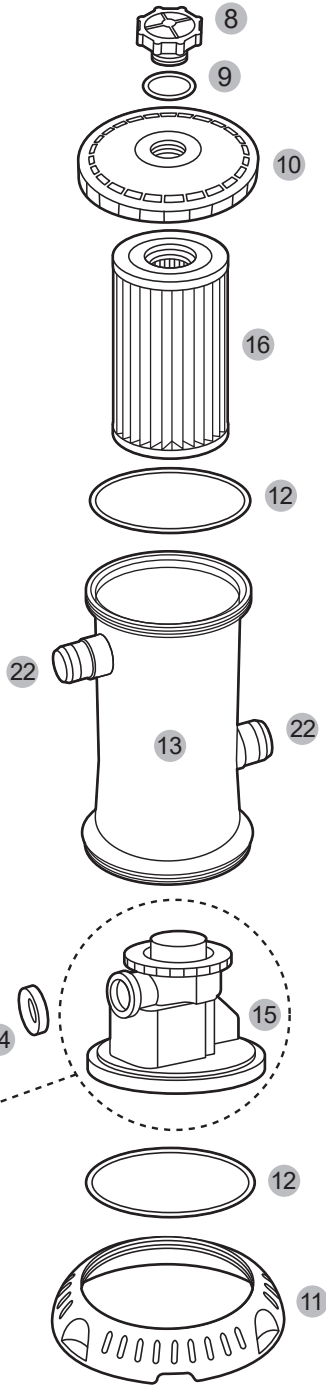
EN-PARTS LIST / FR-LISTE DES PIÈCES / ES-LISTA DE PIEZAS / DE-TEILE LISTE /
 BG-СПИСКЪ С ЧАСТИ / CZ-SEZNAM DÍLŮ / GR-ΚΑΤΑΛΟΓΟΣ ΕΞΑΡΤΗΜΑΤΩΝ /
 HU-ALKATRÉSZLISTA / PL-LISTA CZĘŚCI / RO-LISTA DE PIESE / SK-ZOZNAM DIELOV /
 TR-PARÇA LİSTESİ / IT-ELENCO DEI COMPONENTI / NL-ONDERDELENLIJST /
 NO-DELELISTE / SE-DELLISTA / DK-LISTE OVER DELE / SI-SEZNAM DELOV /
 RU-ПЕРЕЧЕНЬ ДЕТАЛЕЙ / PT-LISTA DE PEÇAS / FI-OSALUETTELO /
 BA-LISTA DIJELOVA / KAZ-BÖLŞEKTER TİZİMİ / RS-SPISAK DELOVA



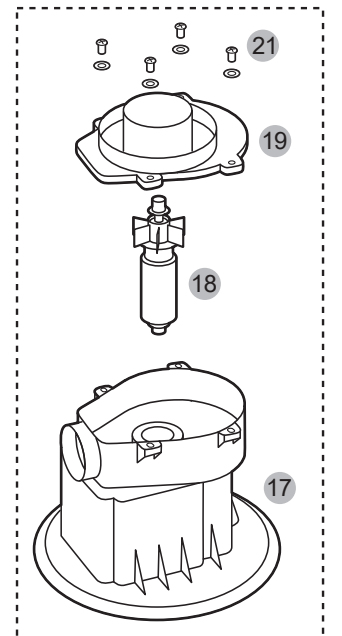
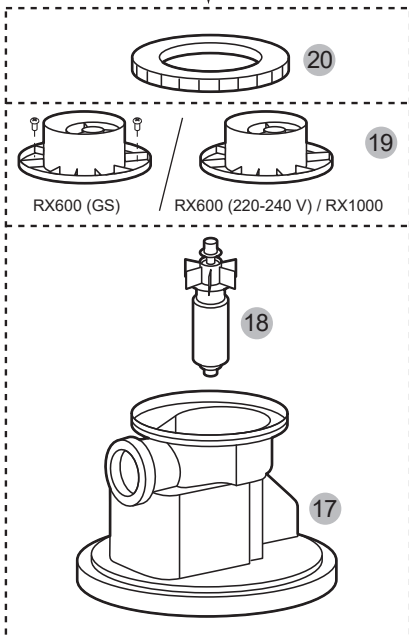
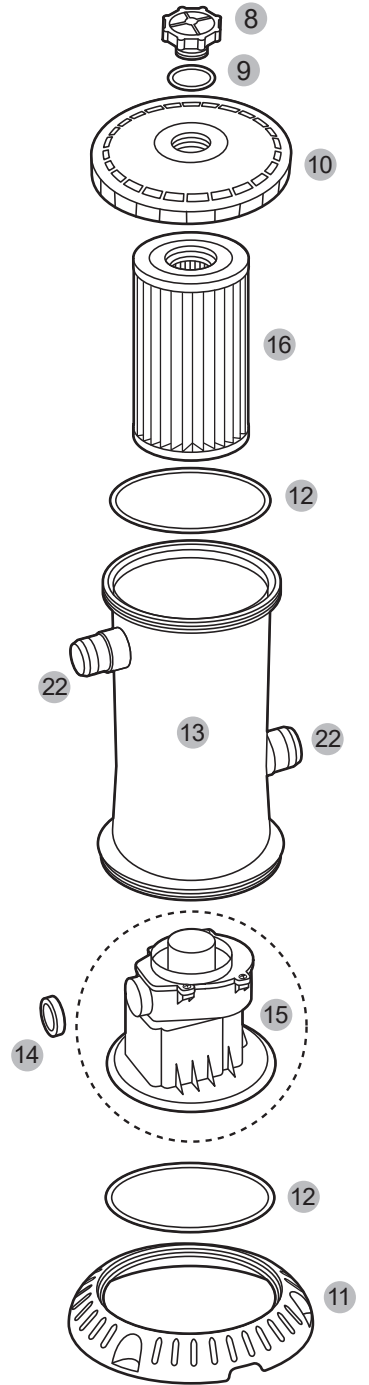
RX600



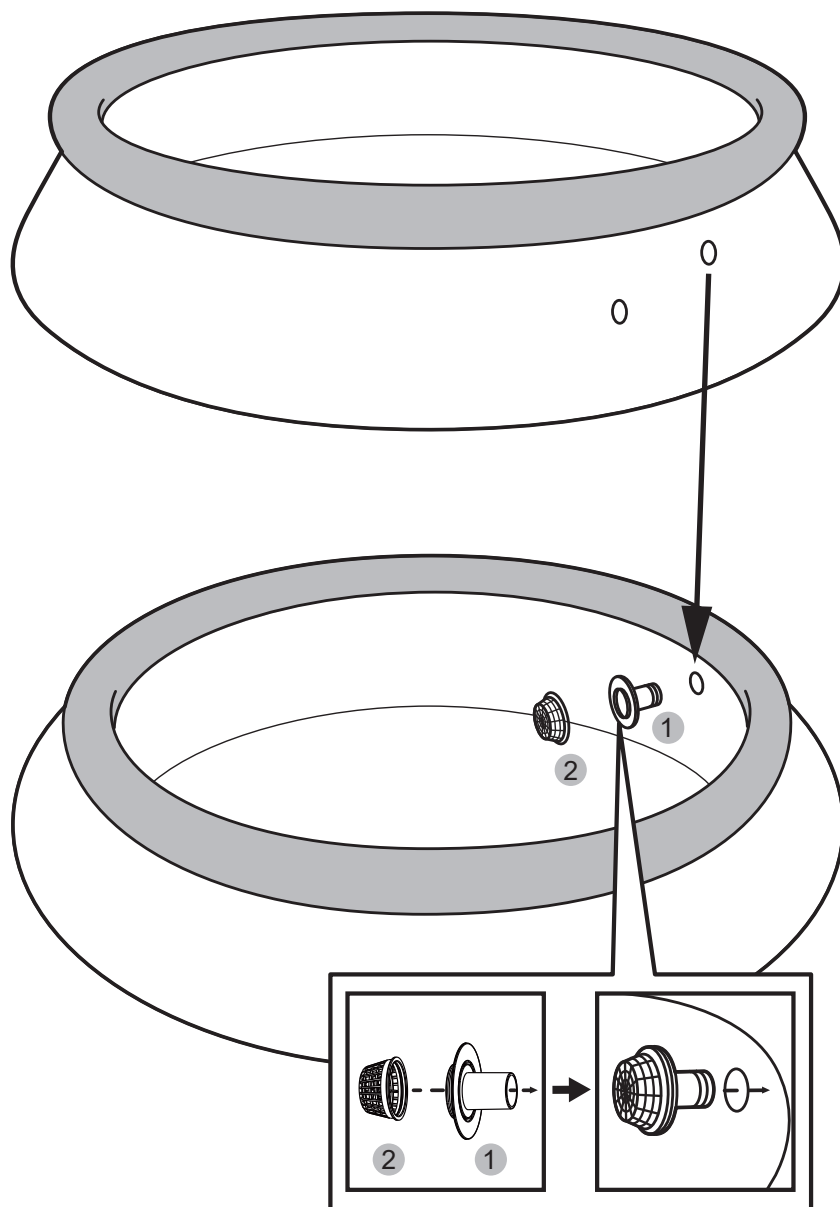
RX1000



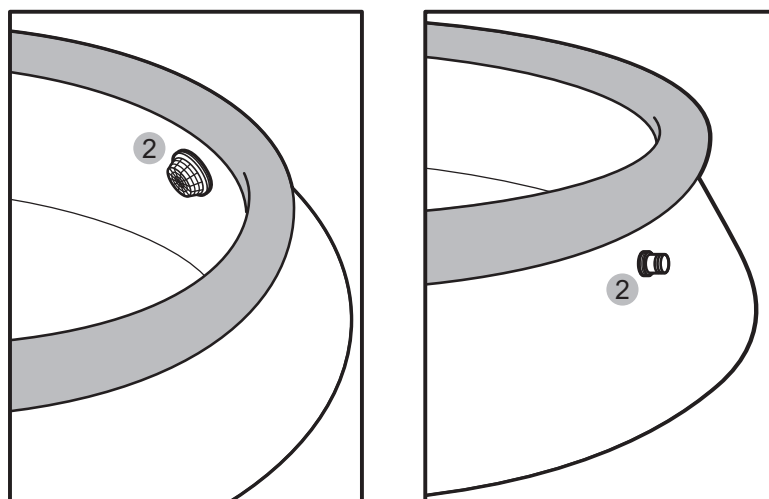
RX1500



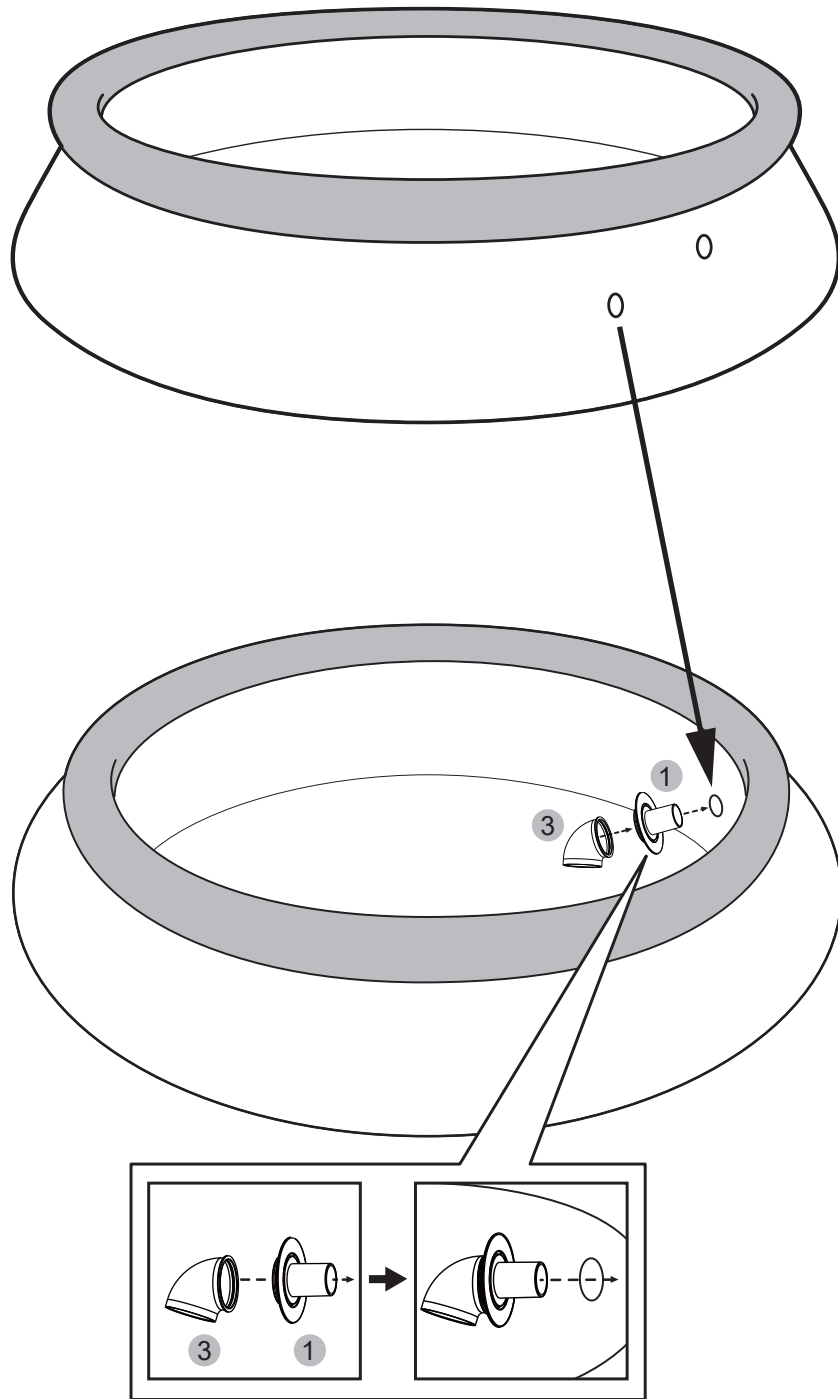
1.



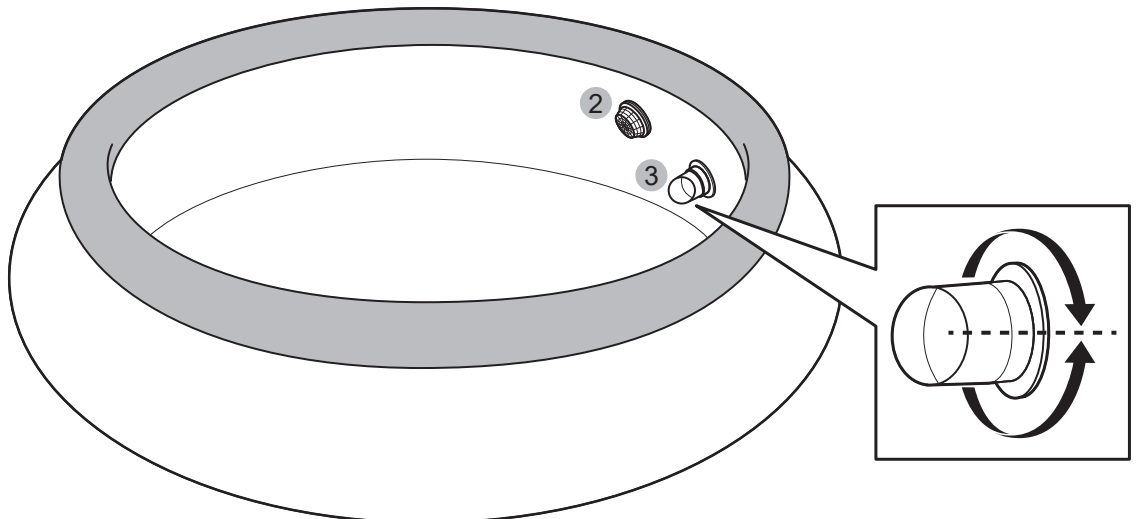
2.



3.

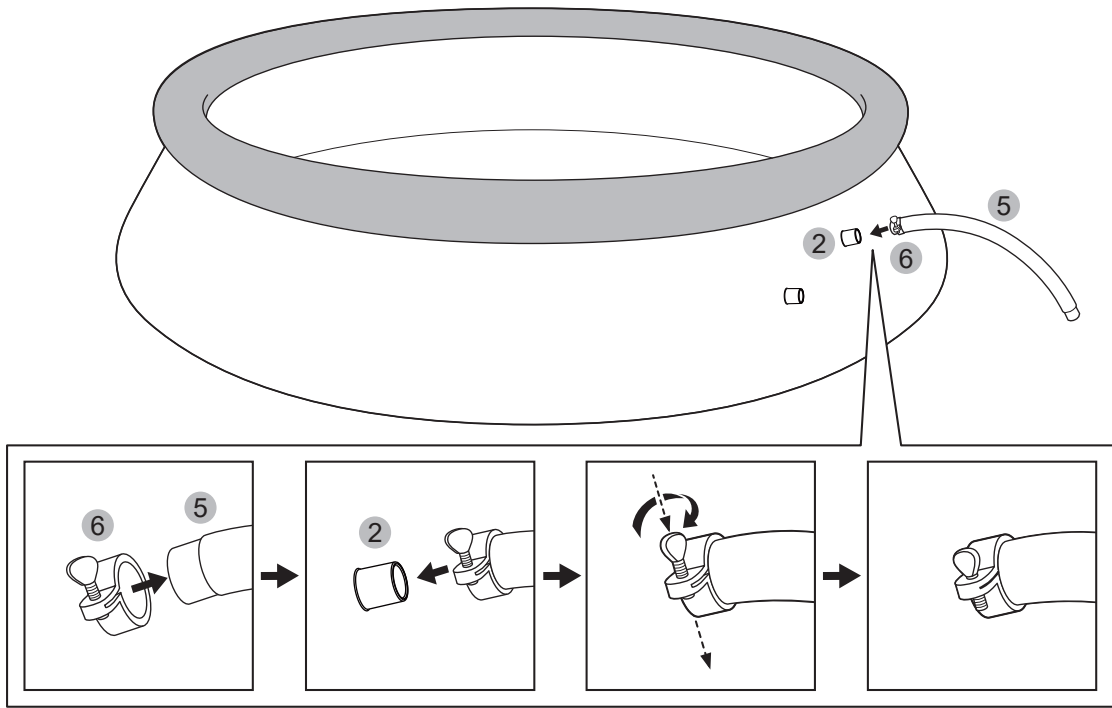


4.

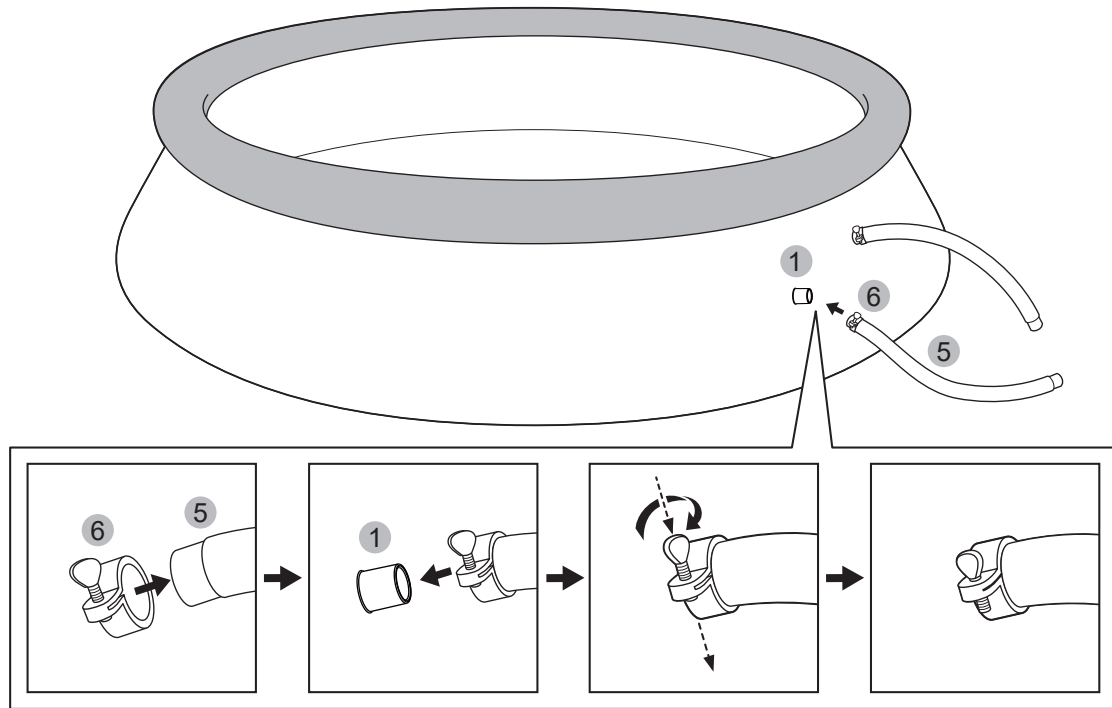


6

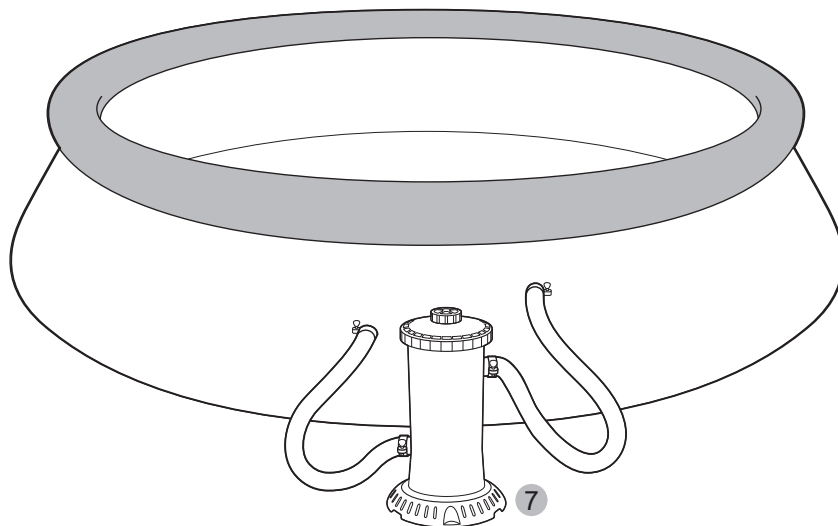
5.



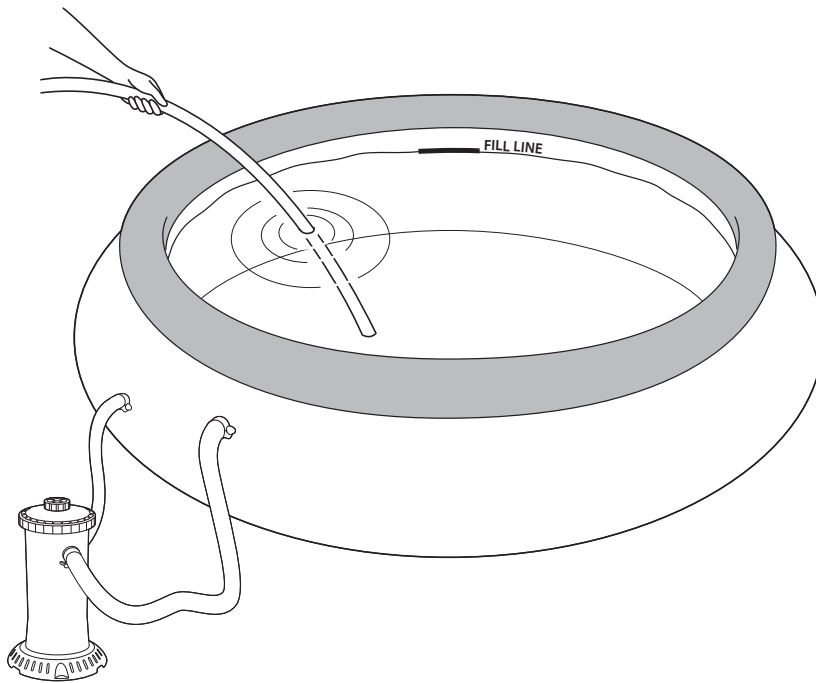
6.



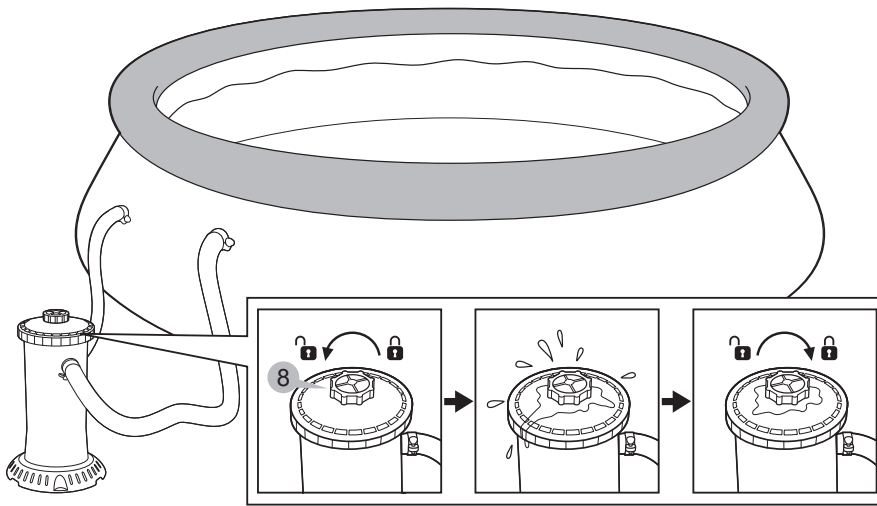
7.



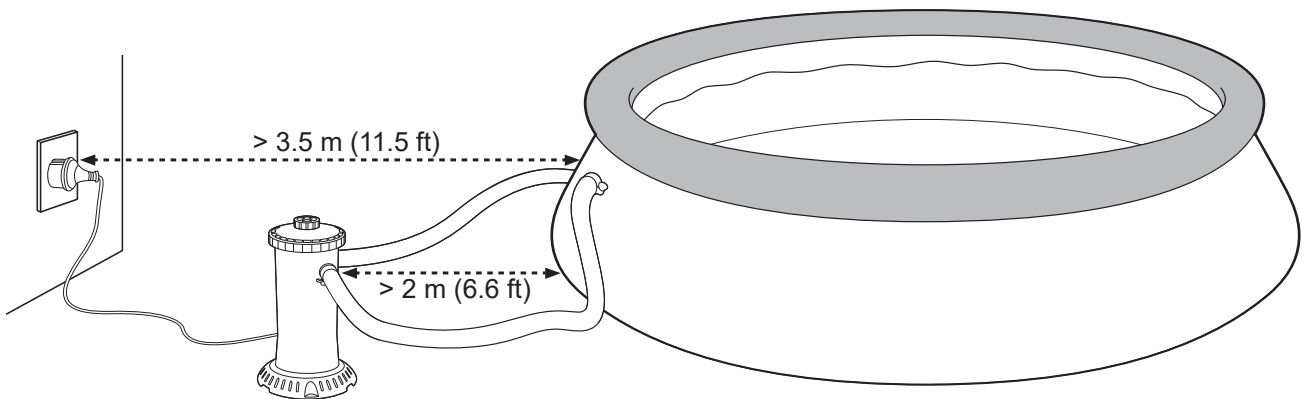
8.



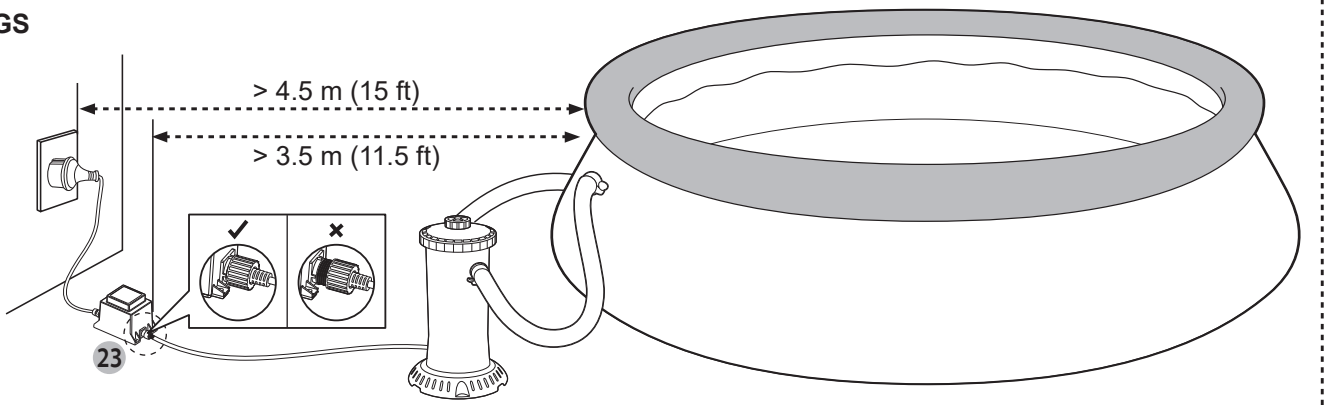
9.



10.



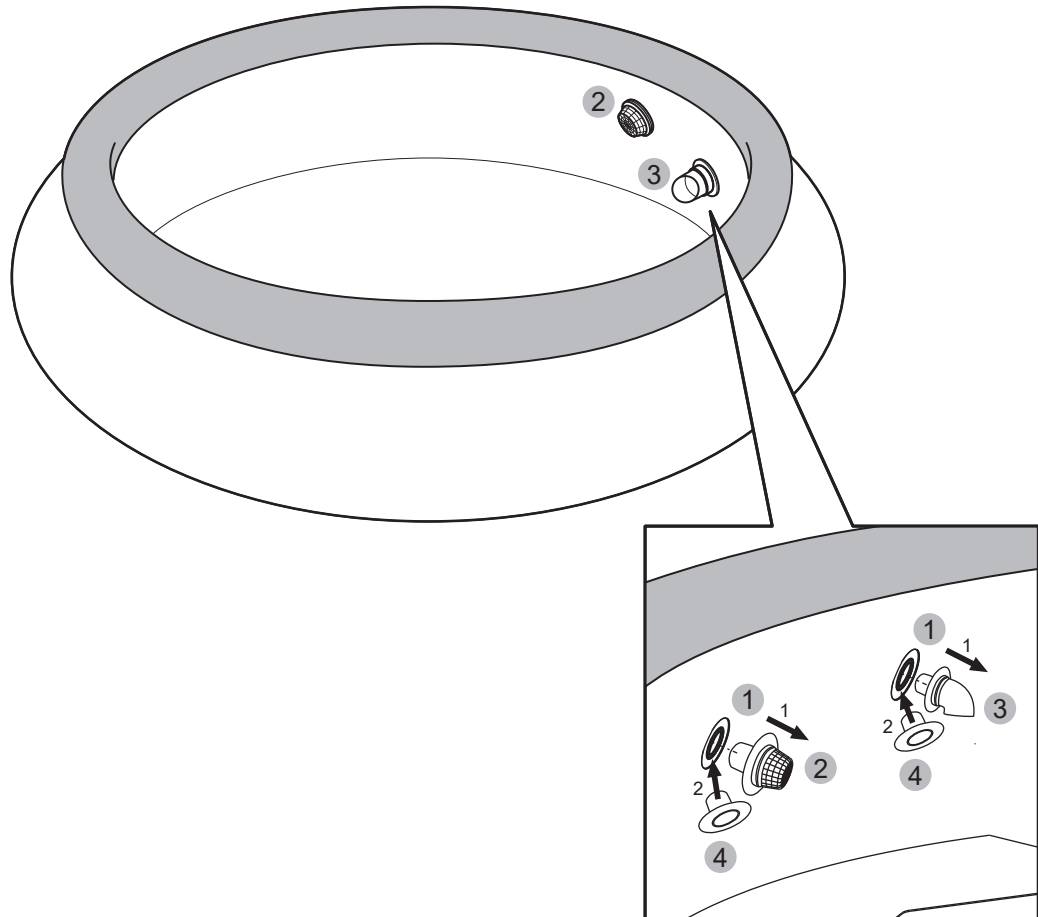
GS



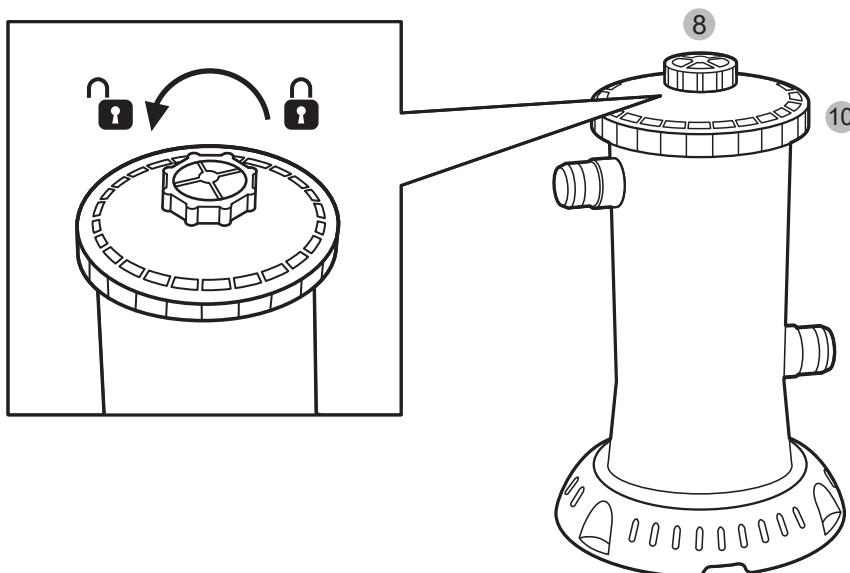
8

EN-Filter Cartridge Use & Care / FR-Utilisation et entretien des cartouches filtrantes / ES-Usu y cuidado del cartucho filtrante / DE-Verwendung und Pflege von Filterpatronen / BG-Използване и грижи за филтърната касета / CZ-Použití a péče o čerpadlo / GR-Χρήση και Φροντίδα του Φυσιγγίου φίλτρου / HU-Szűrőpatron használatá és karbantartása / PL-Użytkowanie i czyszczenie wkładu filtra / RO-Utilizarea și îngrijirea cartușelor de filtrare / SK-Používanie a starostlivosť o filtračnú vložku / TR-Filtre Kartuşu Kullanımı ve Bakımı / IT-Usu e manutenzione della cartuccia del filtro / NL-Gebruik en onderhoud filterpatroon / NO-Bruk og vedlikehold av filterpatron / SE-Användning och skötsel av filterpatron / DK-Brug og vedligehold af filterkassette / SI-Uporaba in skrb za kaseto filtra / RU-Использование сменного патрона фильтра и уход за ним / PT-Usu e Cuidados do Cartucho de Filtro / FI-Suodatinpatruunan käyttö ja hoito / BA-Uпотреba i briga o ulošku za filtriranje / KAZ-Сүзгі картриджін пайдалану және күту / RS-Korištenje i održavanje filtarskog uloška

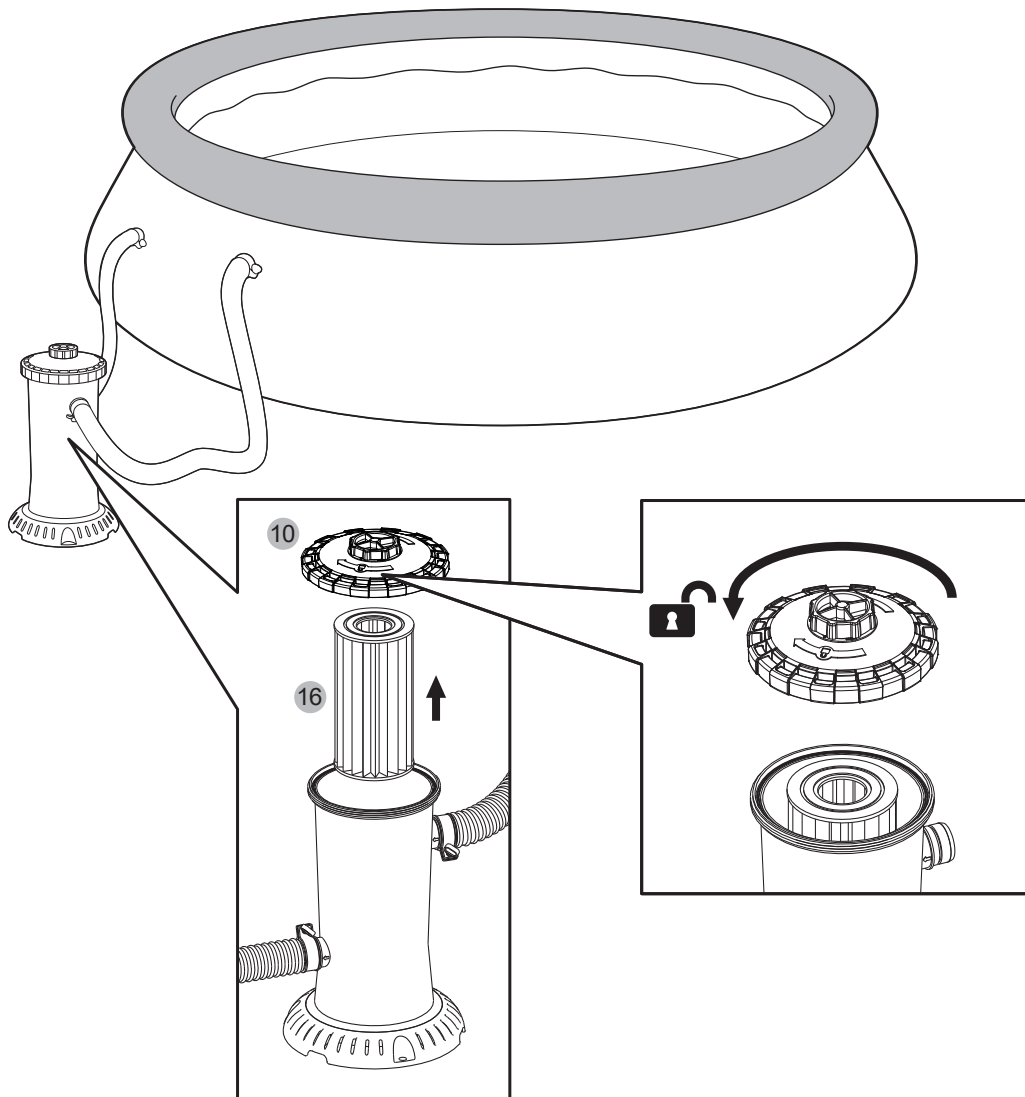
1.



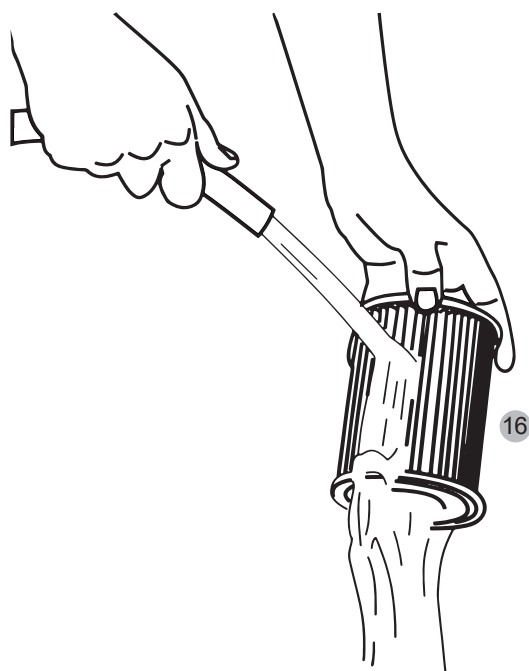
2.



3.

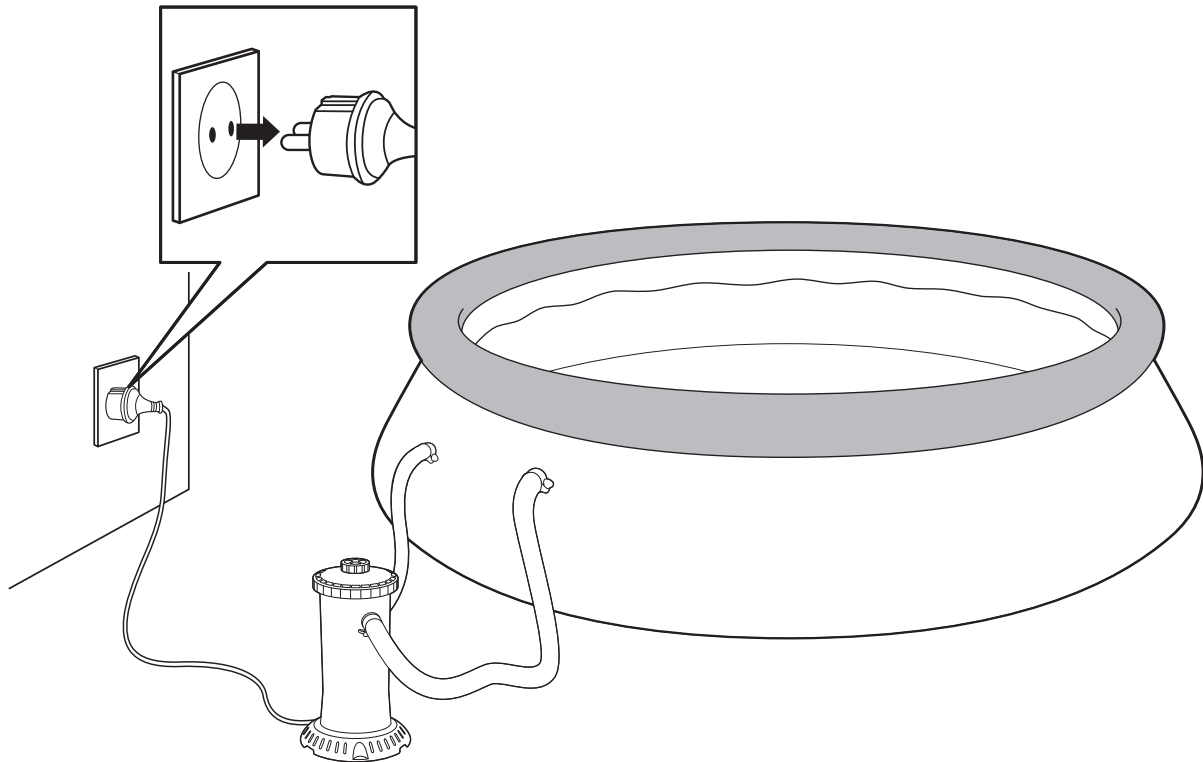


4.

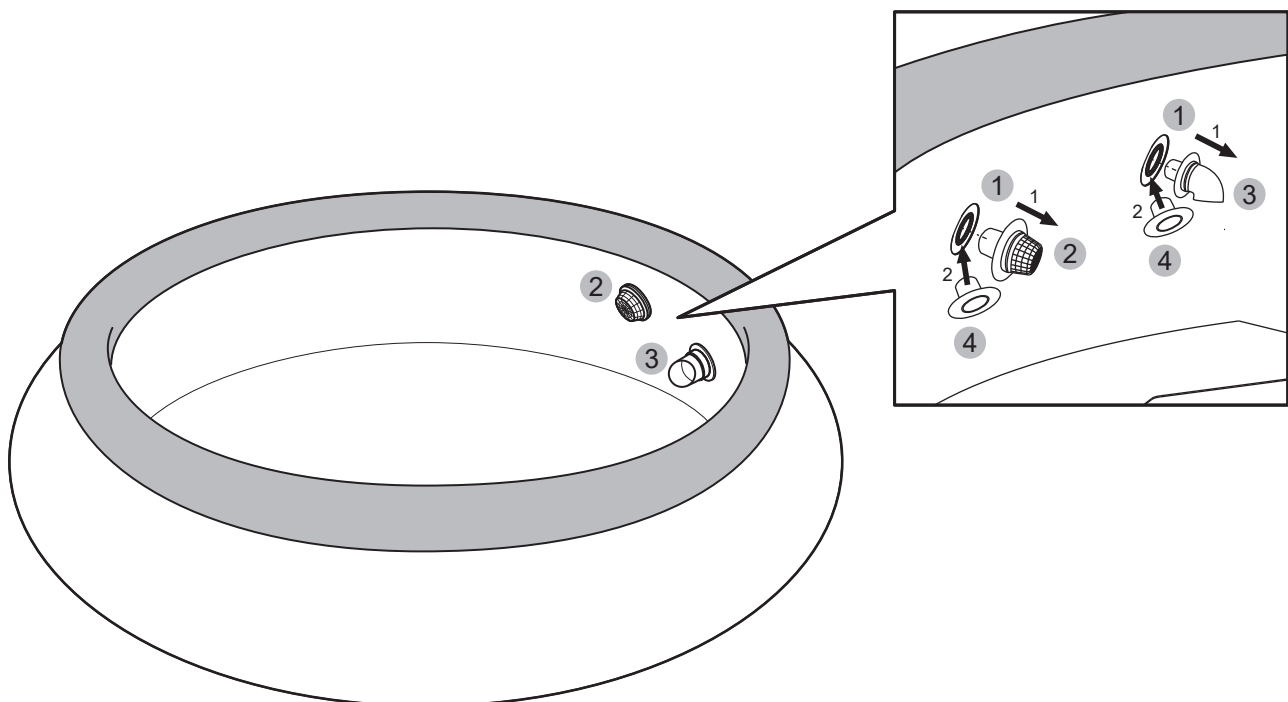


EN-Pump Servicing Instructions / FR-Instructions d'entretien de la pompe / ES-Instrucciones de mantenimiento de la bomba / DE-Wartungsanweisungen für die Pumpe / BG-Инструкции за обслужване на помпата / CZ-Pokyny pro servis čerpadla / GR-Οδηγίες σέρβις Αντλίας / HU-Utasítások a szivattyú szervizeléséhez / PL-Instrukcja serwisowania pompy / RO-Instrucțiuni de întreținere a pompei / SK-Pokyny na servisovanie čerpadla / TR-Pompa Bakım Talimatları / IT-Istruzioni per la manutenzione delle pompe / NL-Instructies pomponderhoud / NO-Instruksjoner for service på pumpe / SE-Instruktioner för service av pumpar / DK-Vedligehold af pumpen / SI-Servisiranje in navodila za črpalko / RU-Инструкция по обслуживанию насоса / PT-Instruções de Manutenção da Bomba / FI-Pumpun huolto-ohjeet / BA-Uputstva za servisiranje pumpe / KAZ-Сорғыға қызмет көрсету нұсқаулары / RS-Uputstvo za servis pumpe

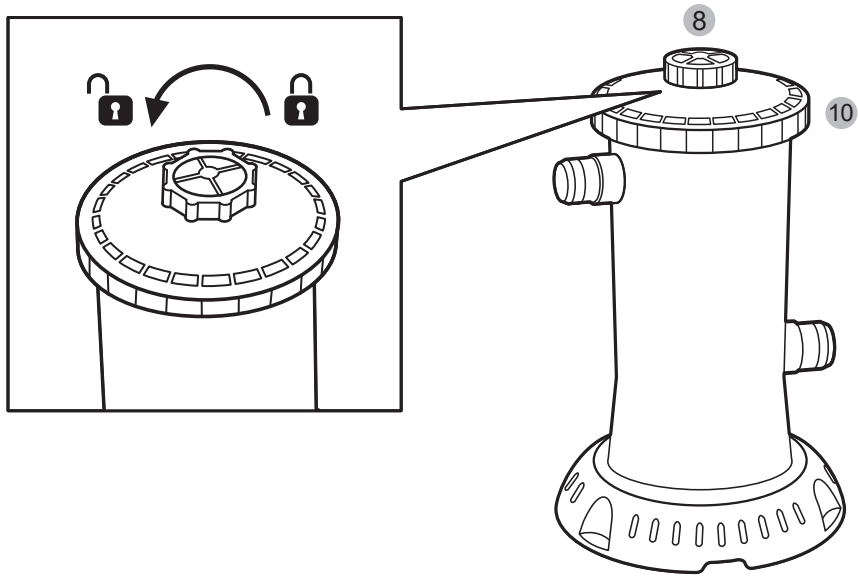
1.1



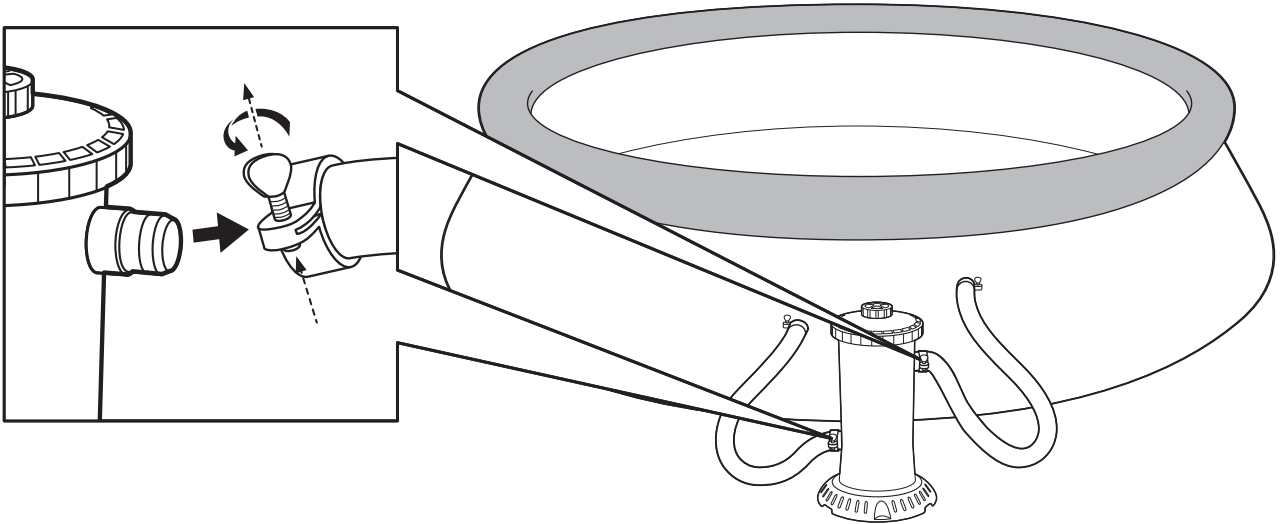
1.2



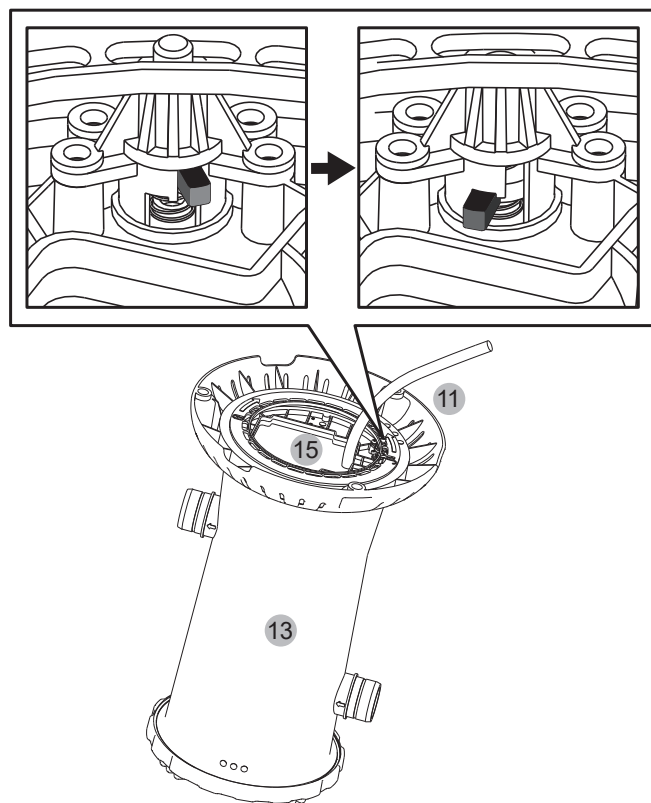
1.3



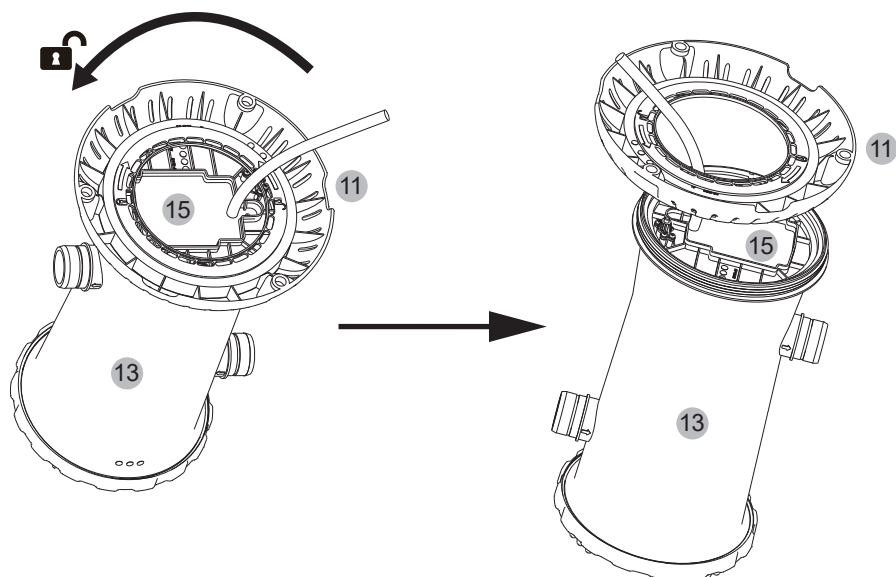
1.4



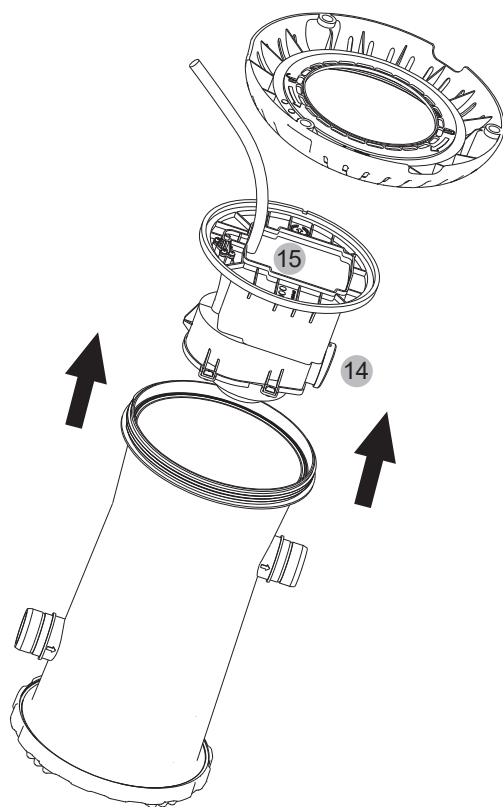
1.5

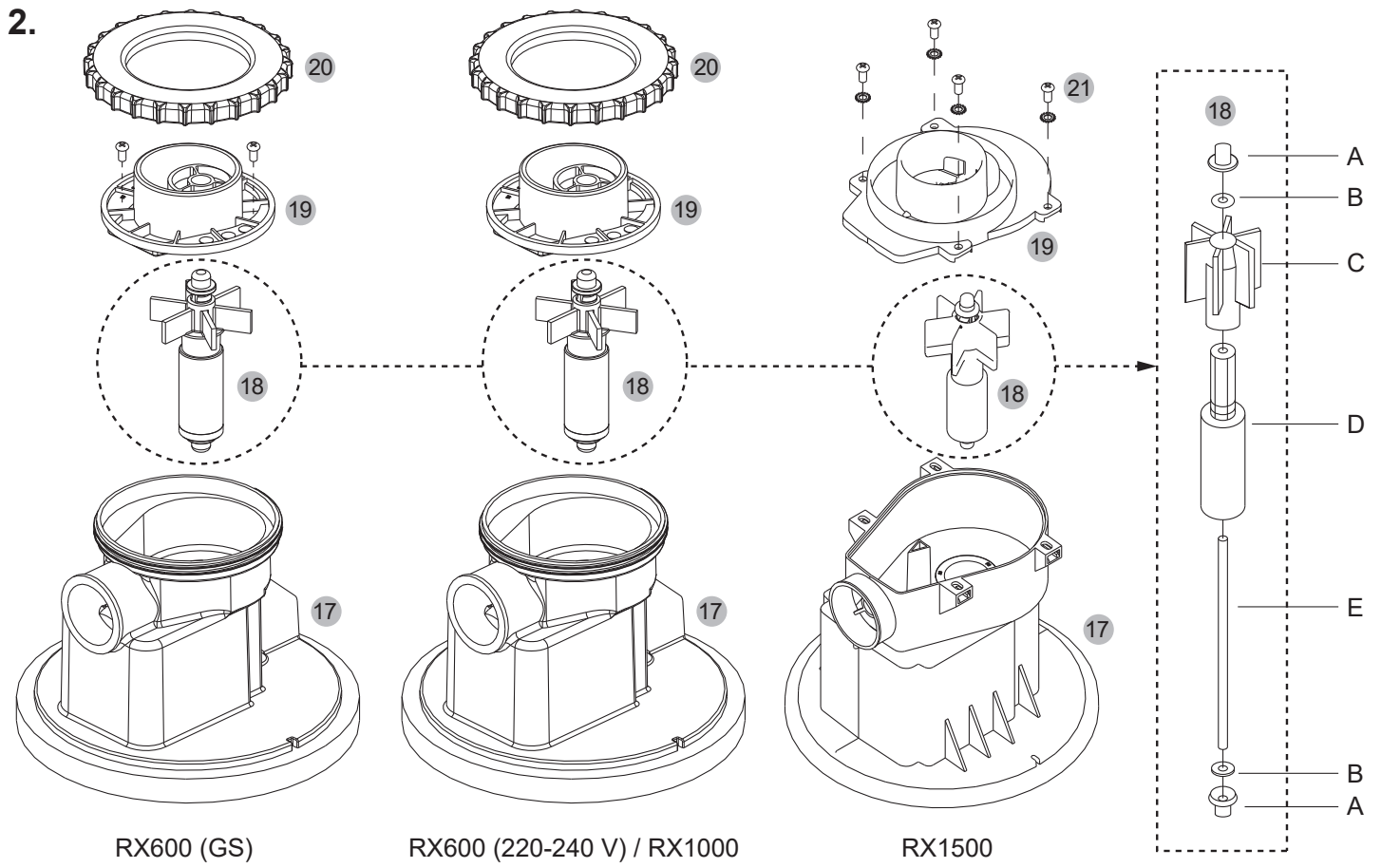


1.6

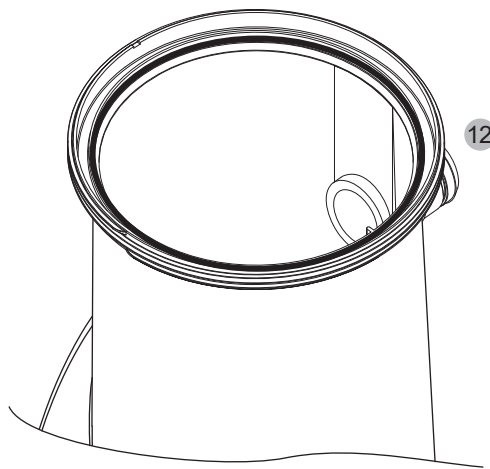


1.7

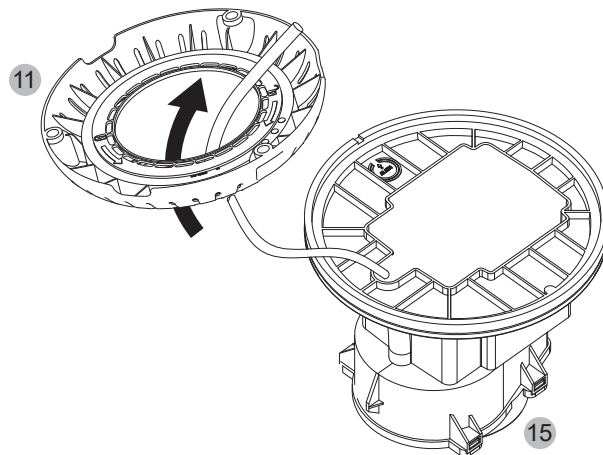




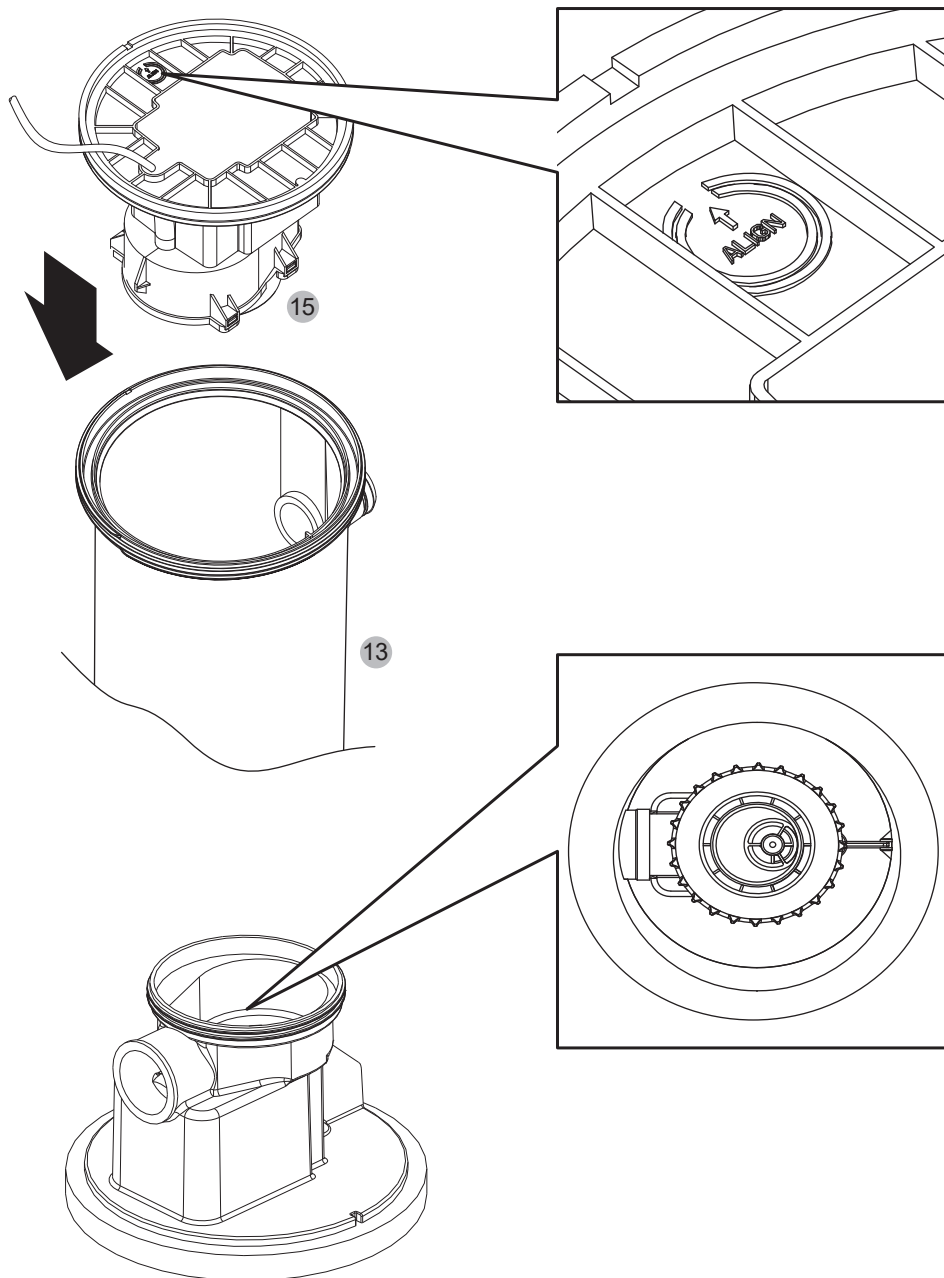
3.1



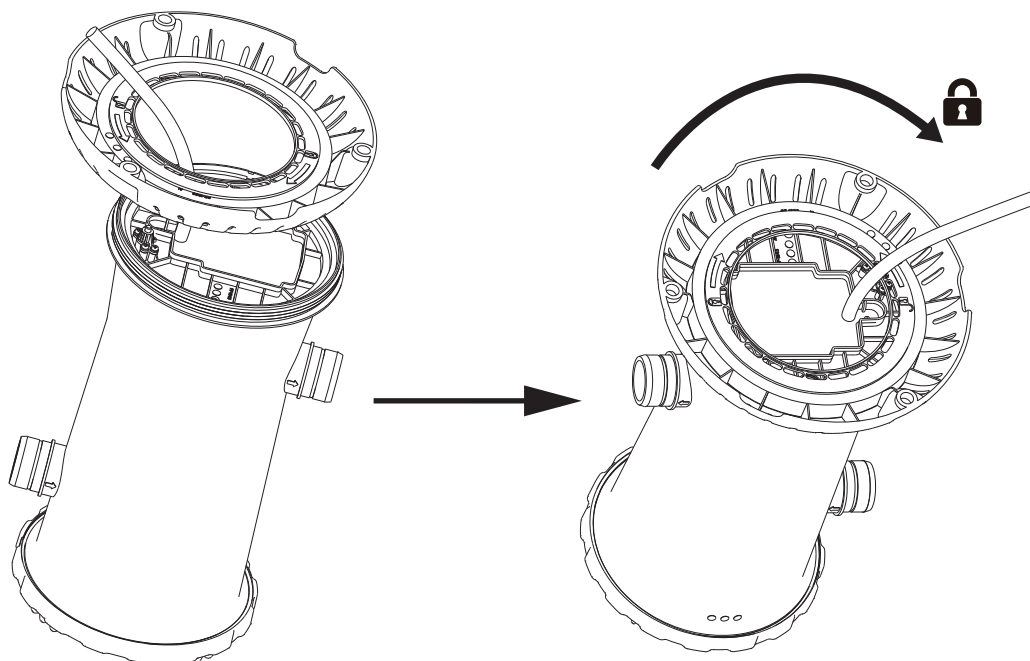
3.2



3.3



































3.4



SUMMER WAVES™



			
DE	 00800 09348567  info@zeitlos-vertrieb.de	BE	 00800 09348567  info@zeitlos-vertrieb.de
AT	 00800 09348567  info@zeitlos-vertrieb.de	FR	 +33 (0) 811 650325  france@zeitlos-vertrieb.de
CH	 00800 09348567  info@zeitlos-vertrieb.de	DK	 00800 09348567  info@zeitlos-vertrieb.de
IT	 00800 09348567  info@zeitlos-vertrieb.de	NL	 00800 09348567  info@zeitlos-vertrieb.de
SI	 00800 09348567  info@zeitlos-vertrieb.de	ES	 00800-09 34 85 67  info@zeitlos-vertrieb.de
HU	 00800 09348567  hu-service@zeitlos-vertrieb.de	PT	 00800 09348567  eservice@sapo.pt
UK	 +44 (0) 330 090 4414  support@poly-group.co.uk	PL	 00800 09348567  pl-service@zeitlos-vertrieb.de



support.polygroupstore.com

SUMMER WAVES™

EN-Parts & Setup Instructions

ES-Piezas e instrucciones de instalación

BG-Части и инструкции за разполагане

GR-Εξαρτήματα και Οδηγίες εγκατάστασης

PL-Części i instrukcje montażu

SK-Diely a pokyny na zostavenie

IT-Componenti e istruzioni per l'installazione

NO-Deler og instruksjoner for oppsett

DK-Dele og samlingsanvisninger

FI-Osat ja asennusohjeet

KAZ-Бөлшектер және орнату нұсқаулары

**RU-Перечень деталей и инструкция
по установке**

FR-Pièces et instructions d'installation

DE-Teile und Aufstellenleitungen

CZ-Díly & Pokyny k sestavení

HU-Alkatrészek és felállítási utasítás

RO-Piese și instrucțiuni de instalare

TR-Parçalar ve Kurulum Talimatları

NL-Onderdelen en plaatsingsinstructies

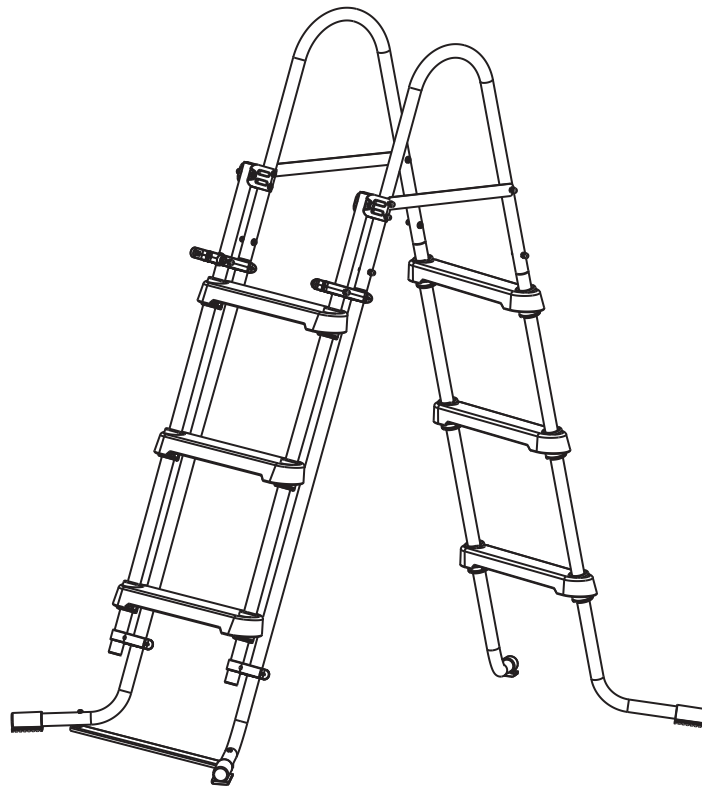
SE-Delar och monteringsanvisningar

SI-Deli in navodila za postavitve

PT-Peças e instruções de instalação

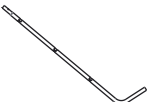

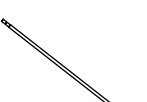
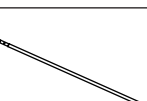

BA/HR-Uputstva za dijelove i postavljanje


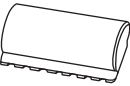
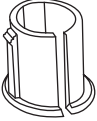


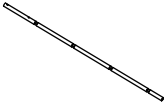
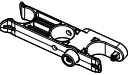
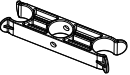

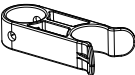




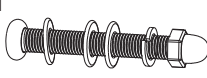
RS-Delovi i uputstvo za rukovanje



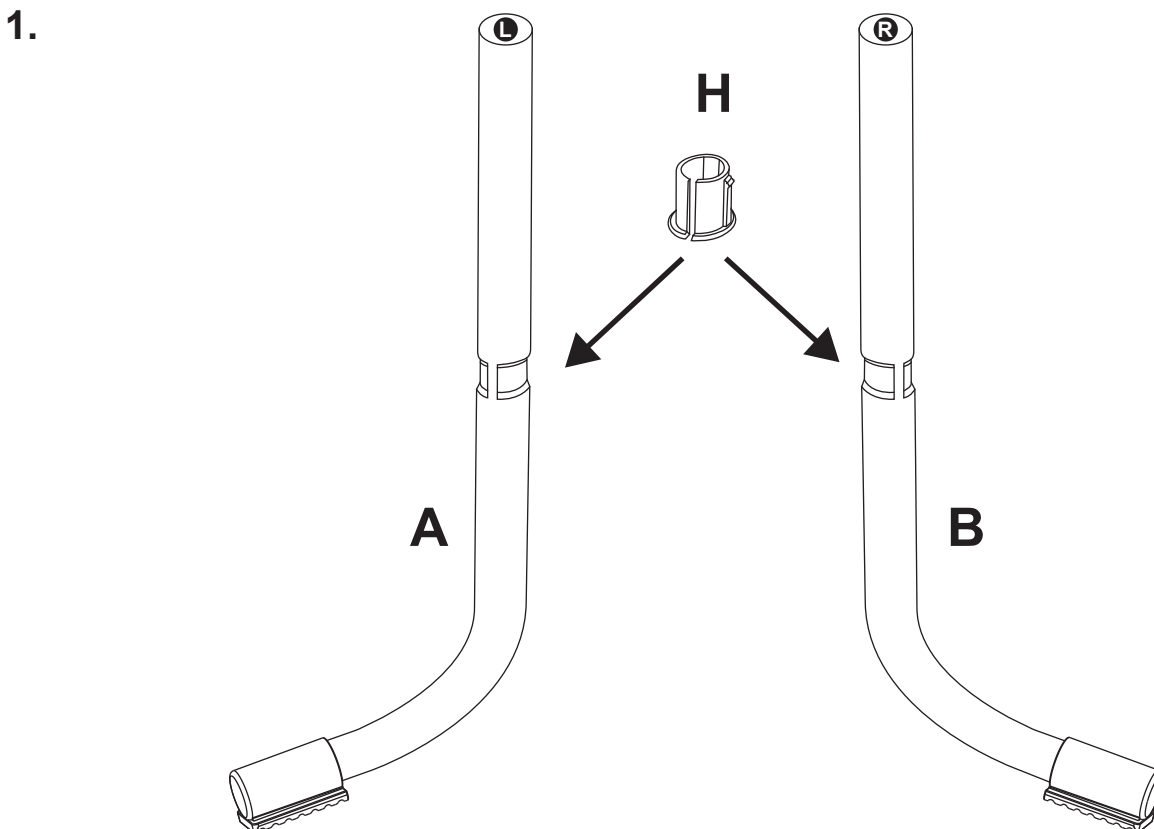
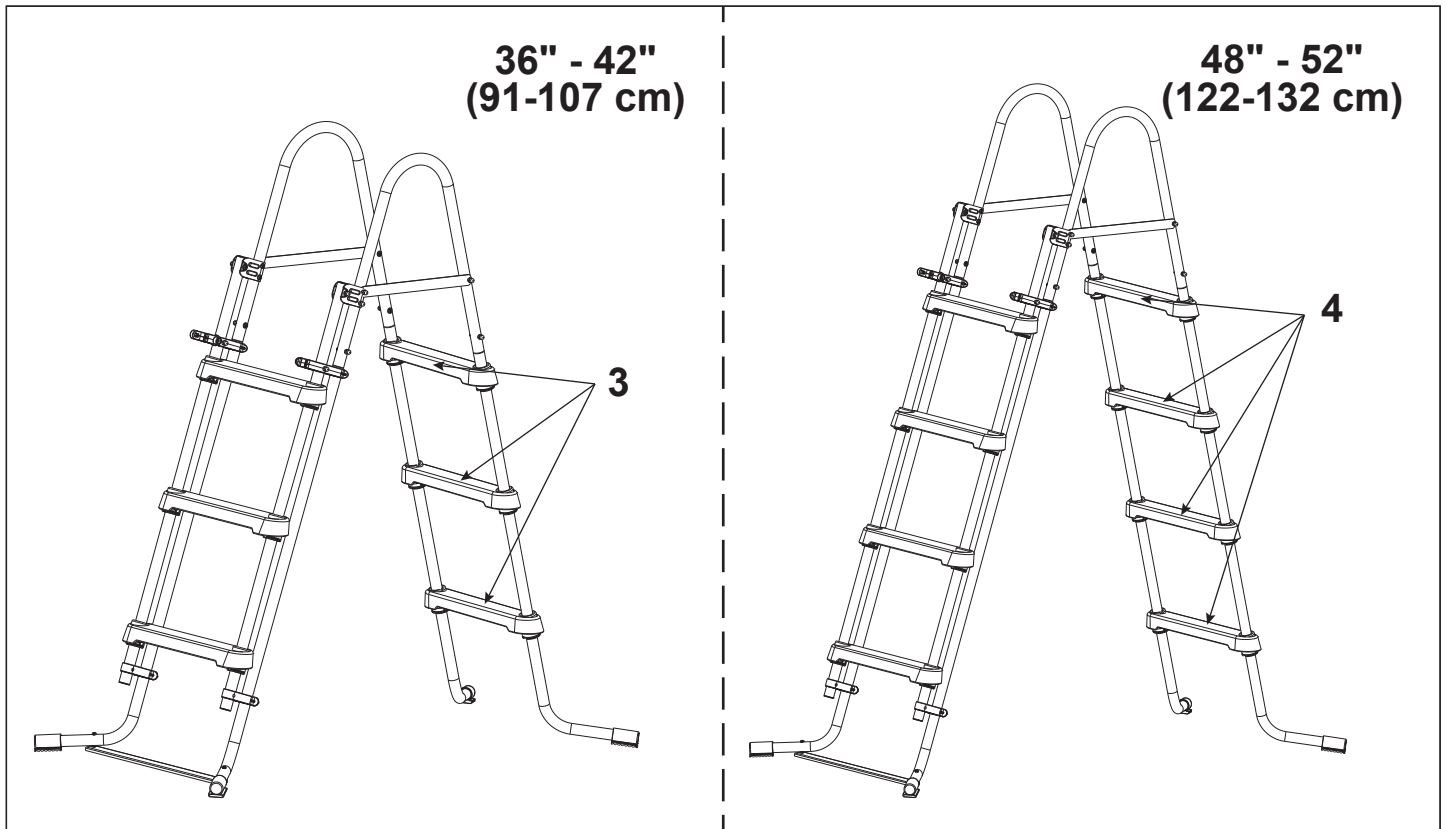
EN-Please read carefully and keep for future reference.
 FR-À lire attentivement et conserver pour la consultation ultérieure.
 ES-Lea este manual detenidamente y guárdelo para futuras consultas.
 DE-Bitte sorgfältig lesen und zum späteren Nachschlagen aufbewahren.
 BG-Моля, прочетете внимателно и запазете за бъдещи справки.
 CZ-Přečtěte si prosím pozorně tyto pokyny a uchovejte je pro pozdější použití.
 GR-Διαβάστε προσεκτικά και φυλάξτε για μελλοντική αναφορά.
 HU-Kérjük, alaposan olvassa el és későbbi használat céljából őrizze meg.
 PL-Zapoznać się ze zrozumieniem i zachować do użytku w przyszłości.
 RO-Citiți cu atenție aceste instrucțiuni și să păstrați-le pentru consultarea ulterioară.
 SK-Pozorne si prečítajte a uchovajte pre potreby do budúcnosti.
 TR-Lütfen dikkatle okuyun ve daha sonra başvurmak üzere saklayın.
 IT-Leggere attentamente e conservare per riferimento futuro.
 NL-Lees dit document zorgvuldig door en bewaar het voor toekomstig gebruik.
 NO-Les nøye før bruk og oppbevar for fremtidig referanse.
 SE-Läs noga och spara för framtida bruk.
 DK-Læs anvisningerne nøje igennem, og opbevar brugsanvisningen til senere brug.
 SI-Prosimo natančno preberite in ohranite za bodočo referenco.
 RU-Внимательно прочитайте инструкцию и сохраните для использования в будущем.
 PT-Leia com atenção e guarde para futura referência.
 FI-Lue huolellisesti ja säilytä tulevia käyttökertoja varten.
 BA-Molimo da pažljivo pročitate i sačuvate za buduću upotrebu.
 KAZ-Зейін салып оқып, болашақта қолдану үшін сақтаңыз.
 RS-Pažljivo pročítajte i sačuvajte za buduću upotrebu.

EN-PARTS LIST / FR-LISTE DES PIÈCES / ES-LISTA DE PIEZAS / DE-TEILE LISTE /
 BG-СПИСКЪК С ЧАСТИ / CZ-SEZNAM DÍLŮ / GR-ΚΑΤΑΛΟΓΟΣ ΕΞΑΡΤΗΜΑΤΩΝ /
 HU-ALKATRÉSZLISTA / PL-LISTA CZĘŚCI / RO-LISTA DE PIESE / SK-ZOZNAM DIELOV /
 TR-PARÇA LİSTESİ / IT-ELENCO DEI COMPONENTI / NL-ONDERDELENLIJST /
 NO-DELELISTE / SE-DELLISTA / DK-LISTE OVER DELE / SI-SEZNAM DELOV /
 RU-ПЕРЕЧЕНЬ ДЕТАЛЕЙ / PT-LISTA DE PEÇAS / FI-OSALUETTELO /
 BA-LISTA DIJELOVA / KAZ-БӨЛШЕКТЕР ТІЗІМІ / RS-SPISAK DELOVA

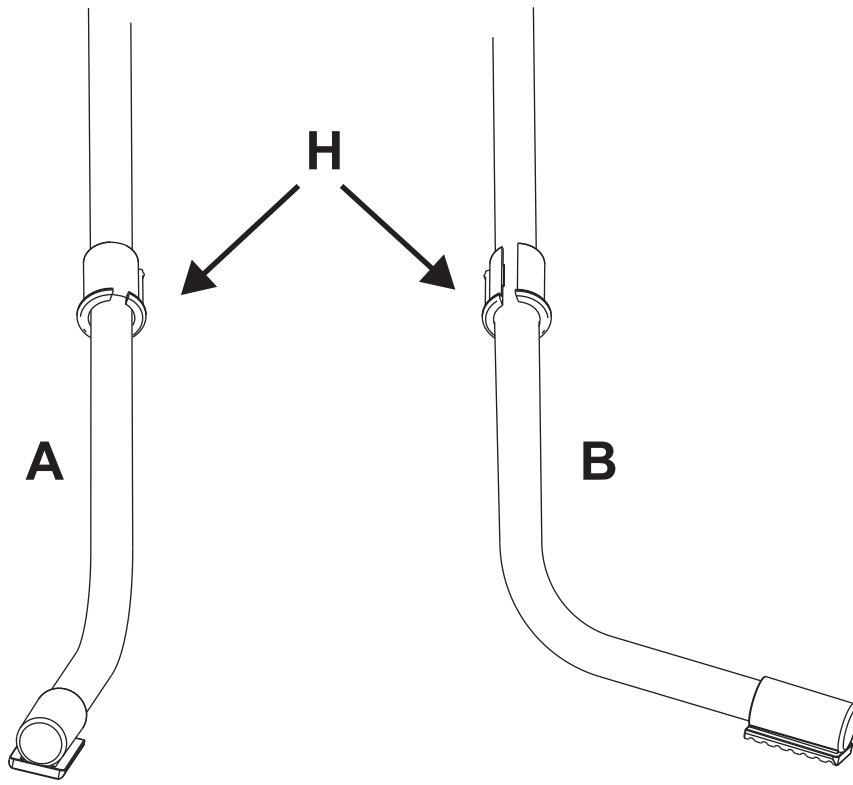
	36" (91 cm)	42" (107 cm)	48" (122 cm)	52" (132 cm)
A 	1	1	1	1
B 	1	1	1	1
C 	1	1	1	1
D 	1	1	1	1
E 	2	2	2	2

	36" (91 cm)	42" (107 cm)	48" (122 cm)	52" (132 cm)
F 	6	6	8	8
G 	4	4	4	4
H 	12	12	16	16
I 	2	2	2	2
J 	2	2	2	2
K 	2	2	2	2
L 	1	1	1	1
M 	1	1	1	1
N 	1	1	1	1
O 	2	2	2	2
P 	4	4	4	4
Q 	4	4	4	4
R 	6	6	6	6
S 	2	2	2	2
T 	2	2	2	2

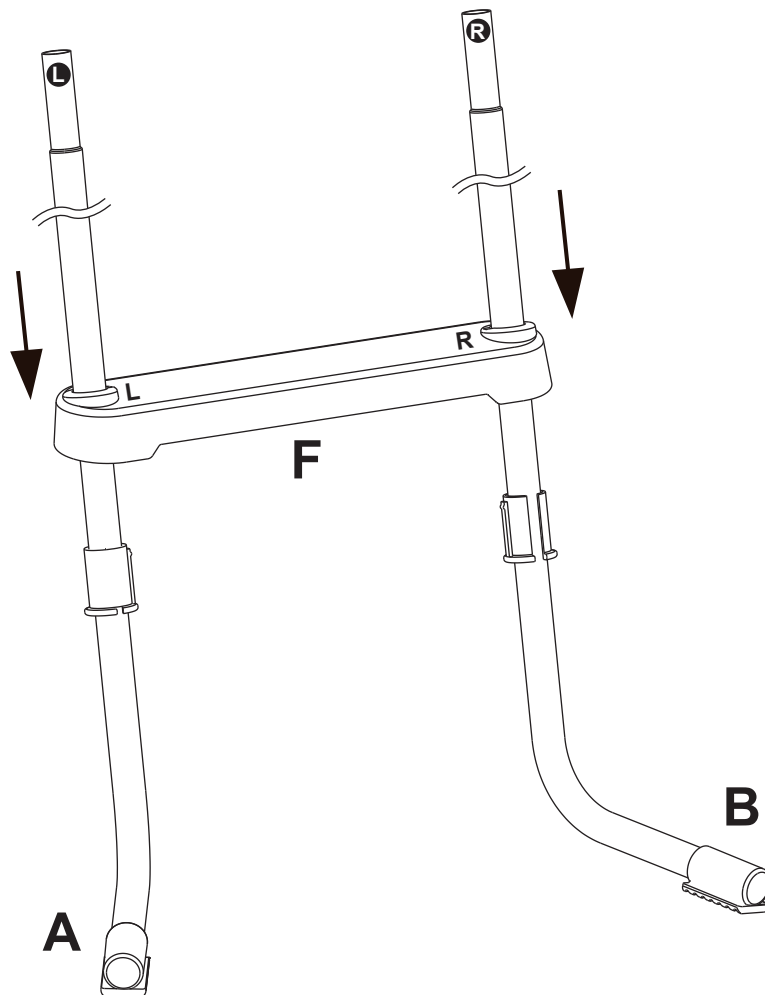
EN-SETUP / FR-INSTALLATION / ES-INSTALACIÓN / DE-AUFSTELLUNG /
BG-PAЗΠΟΛΑΓΑΗE / CZ-SESTAVENÍ / GR-ΕΓΚΑΤΑΣΤΑΣΗ / HU-FELÁLLÍTÁS /
PL-MONTAŻ / RO-INSTALARE / SK-ZOSTAVENIE / TR-KURULUM /
IT-INSTALLAZIONE / NL-PLAATSING / NO-OPPSETT / SE-MONTERING /
DK-SAMLING / SI-POSTAVITEV / RU-УСТАНОВКА / PT-INSTALAÇÃO /
FI-ASENNUS / BA-POSTAVLJANJE / KAZ-OPHATY / RS-MONTAŽA



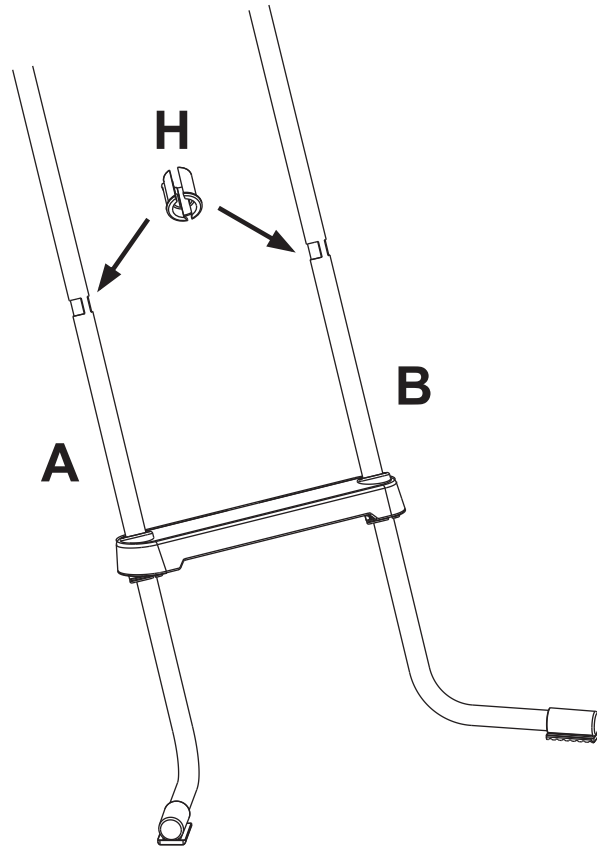
2.



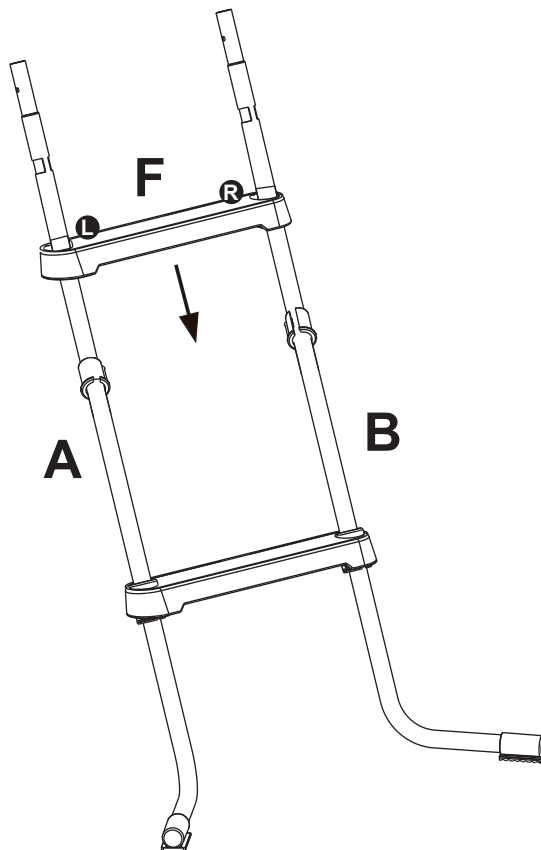
3.



4.

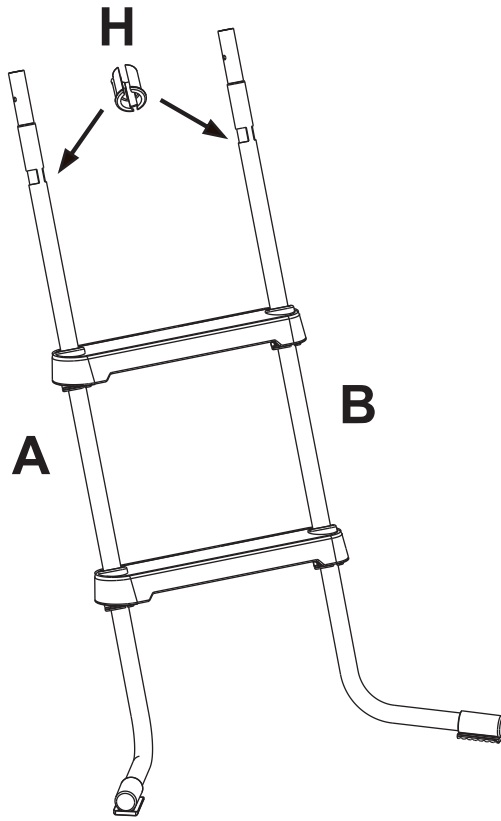


5.

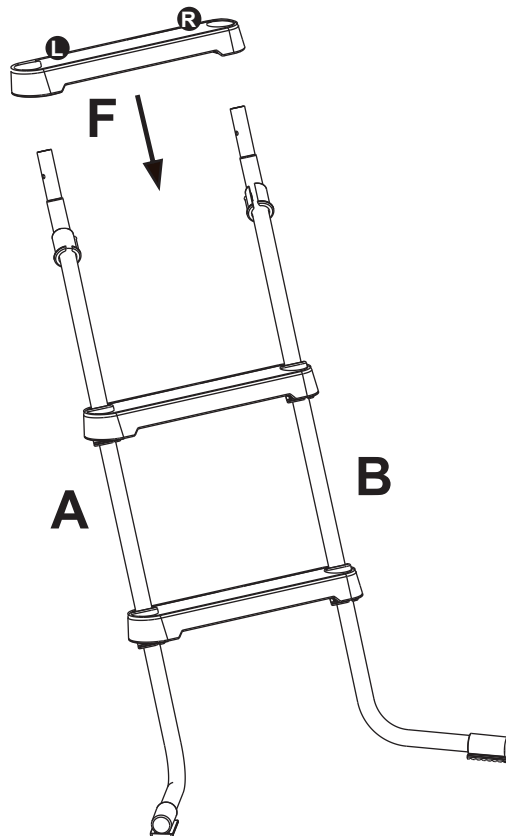


6

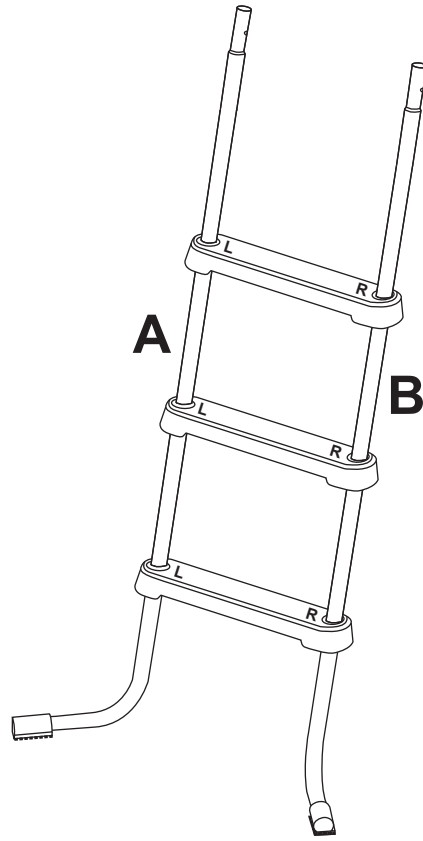
6.



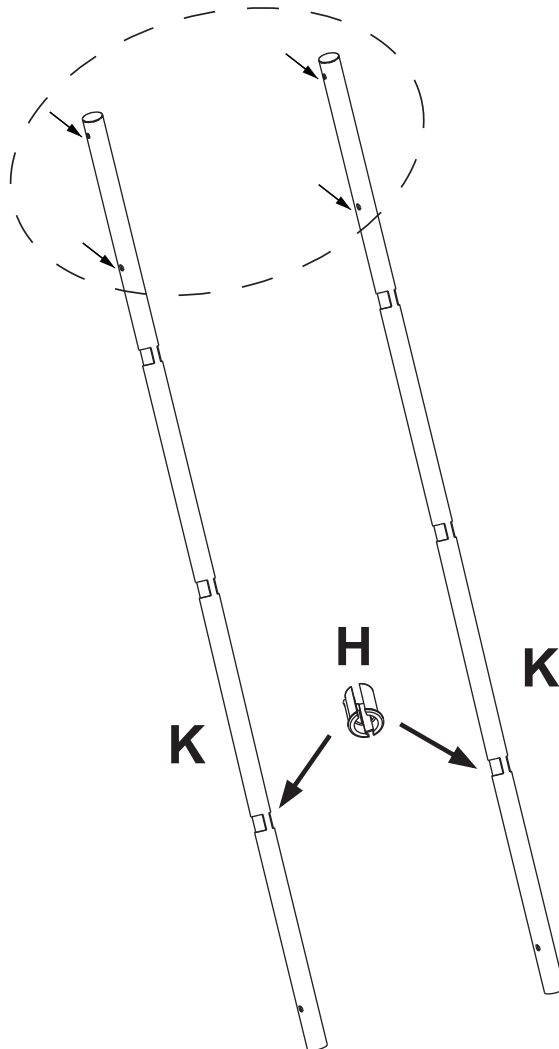
7.

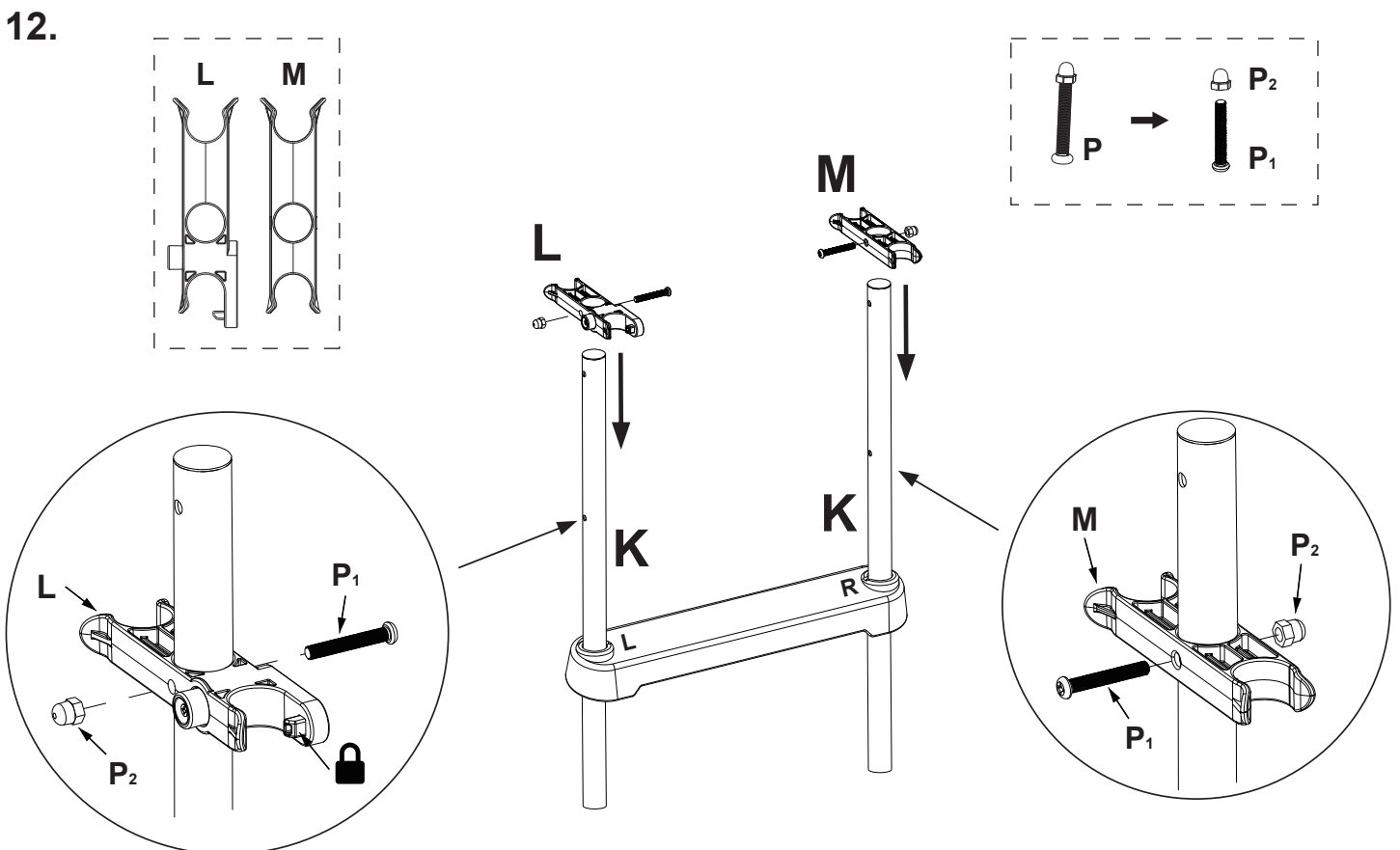
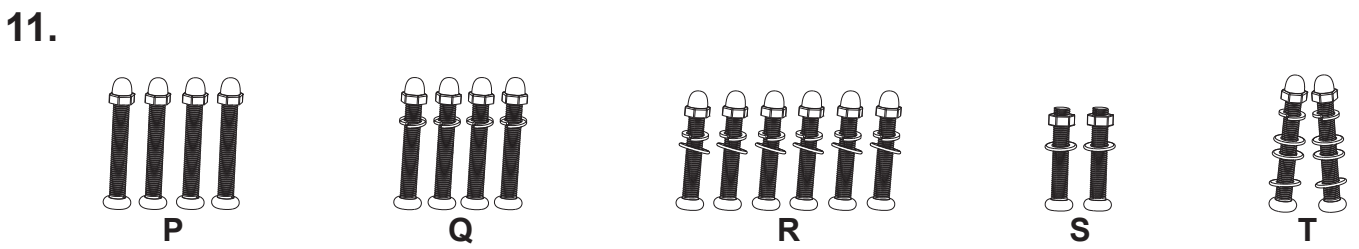
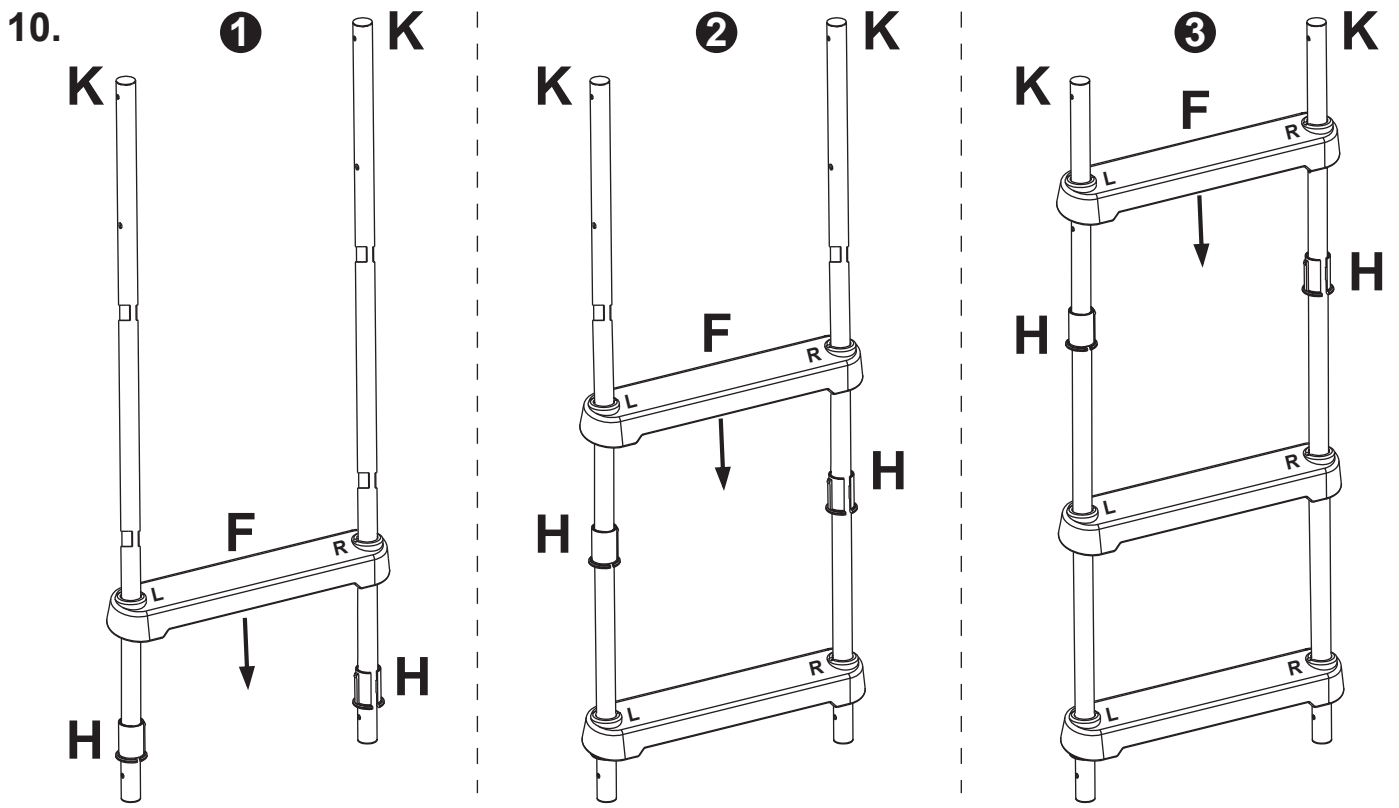


8.

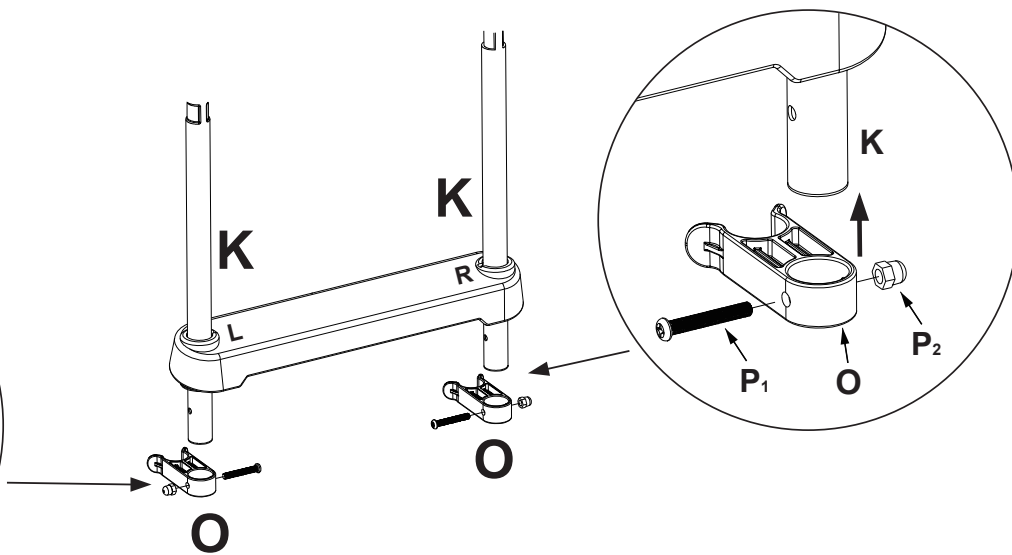
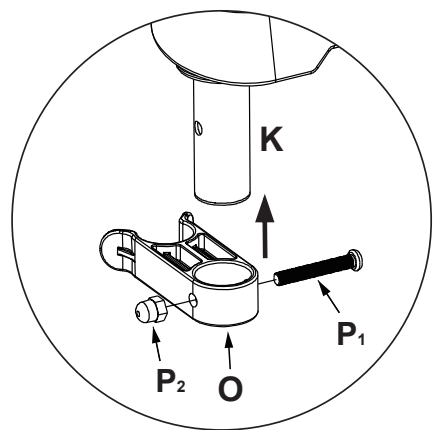
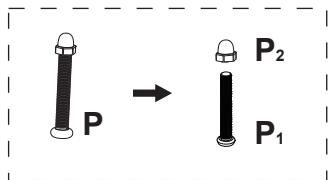


9.

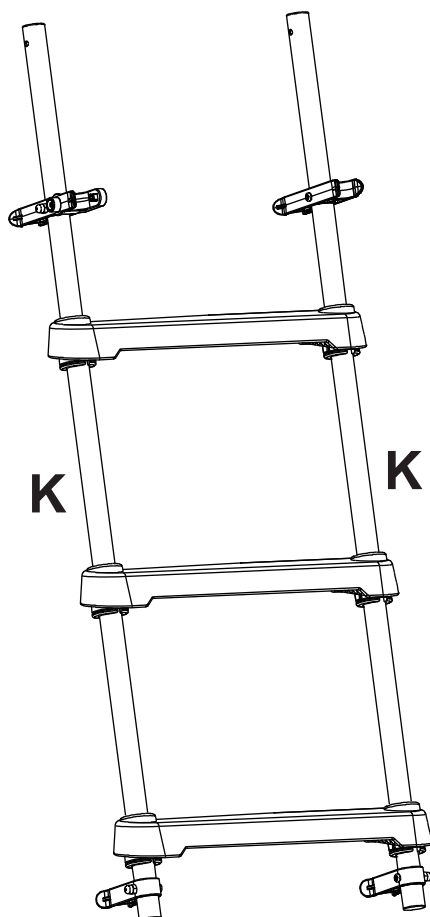




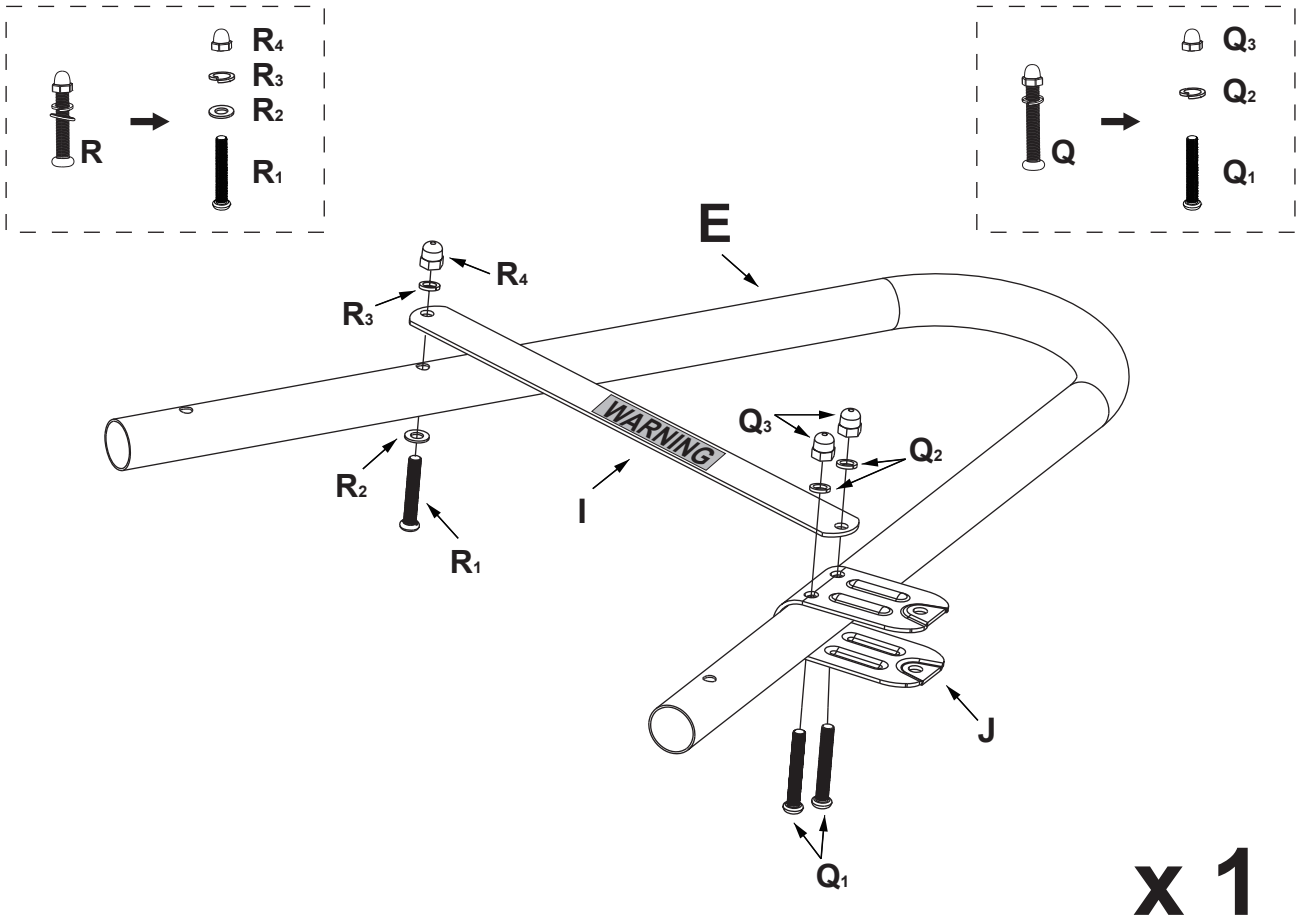
13.



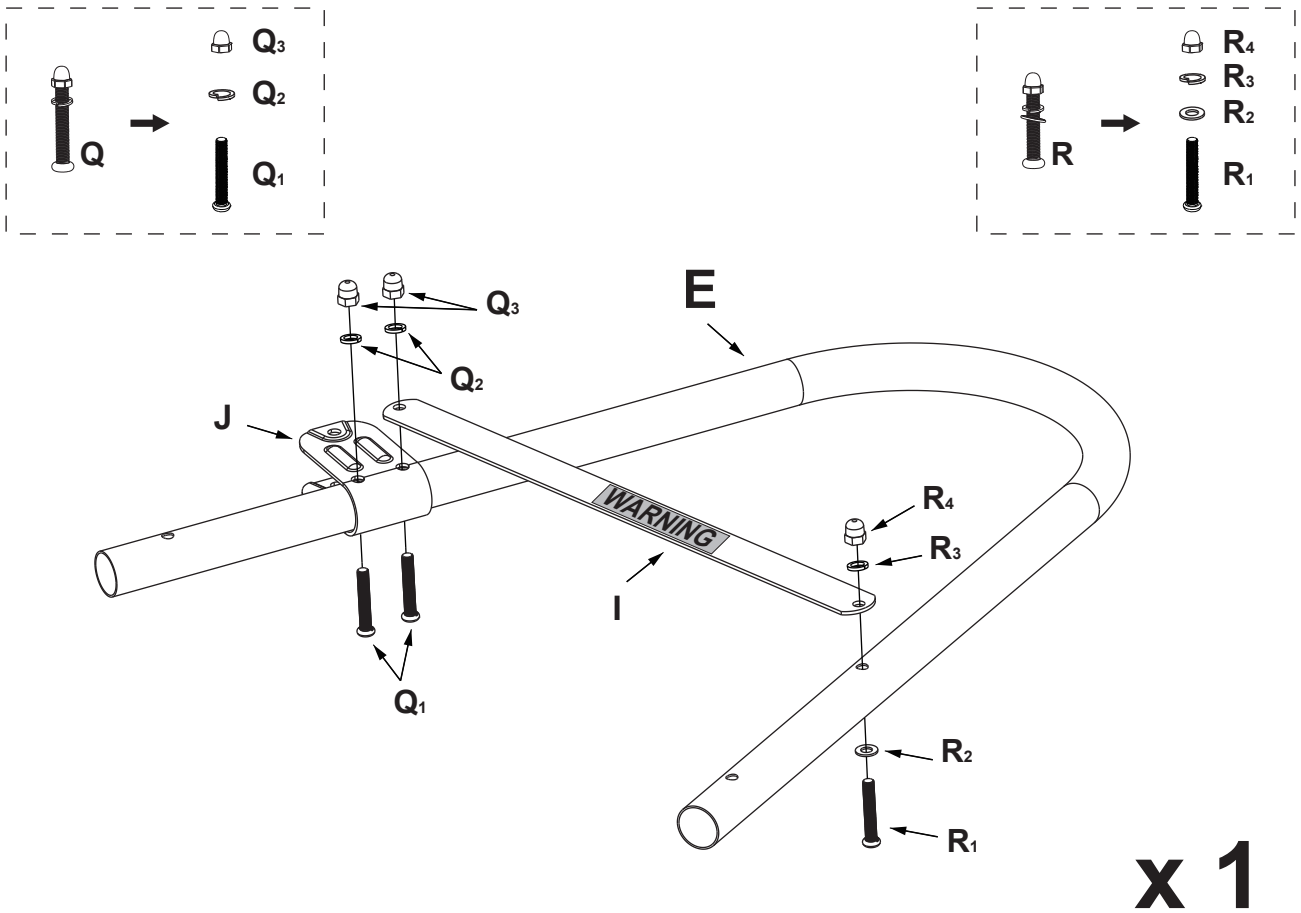
14.



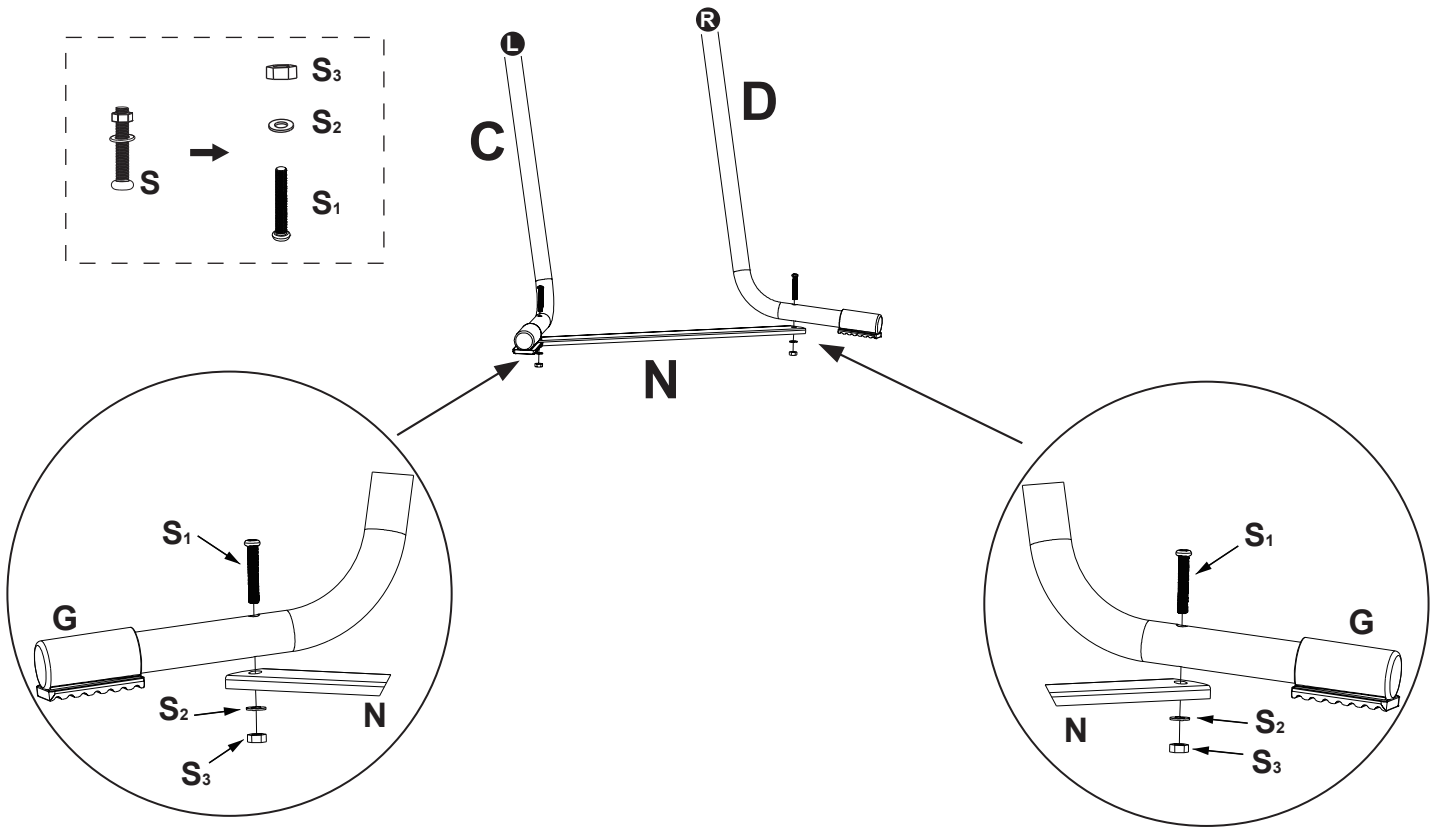
15.



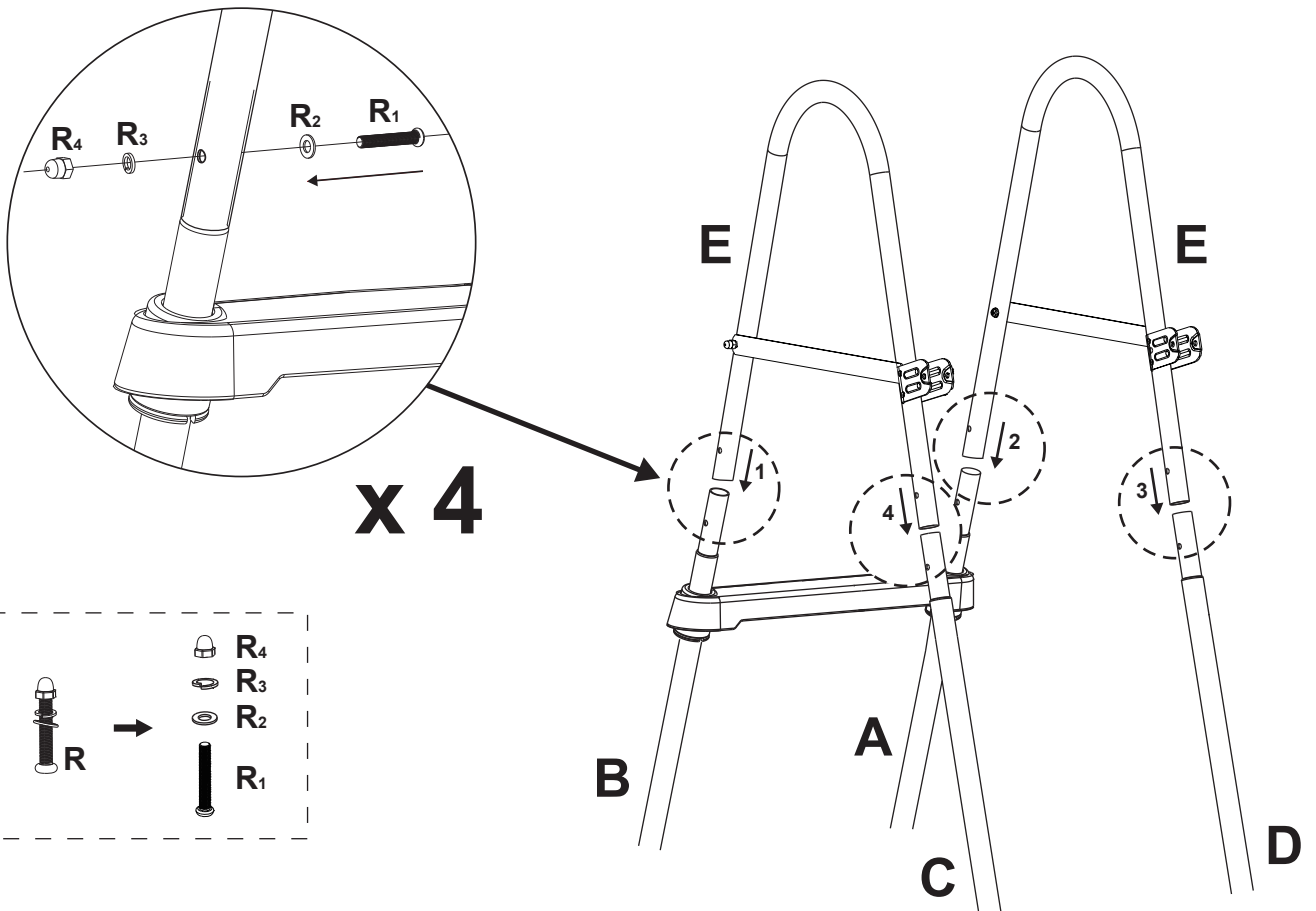
16.



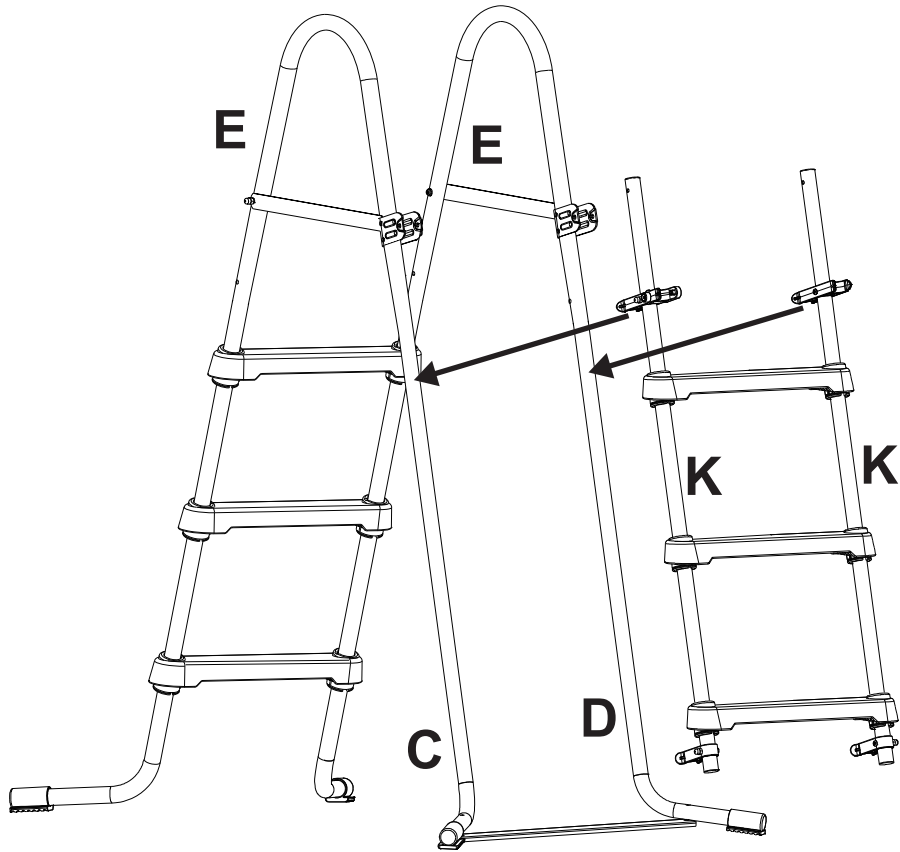
17.



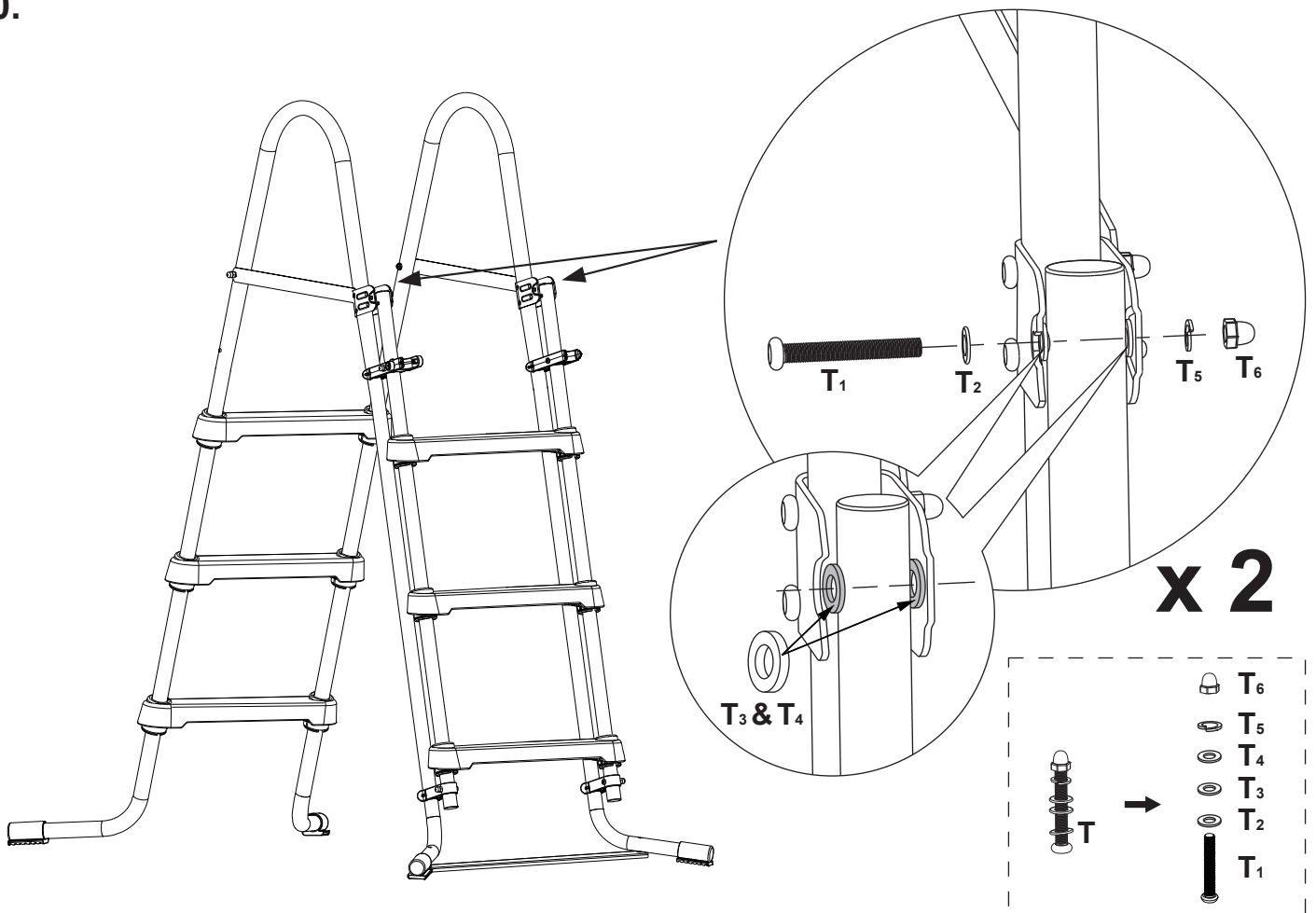
18.



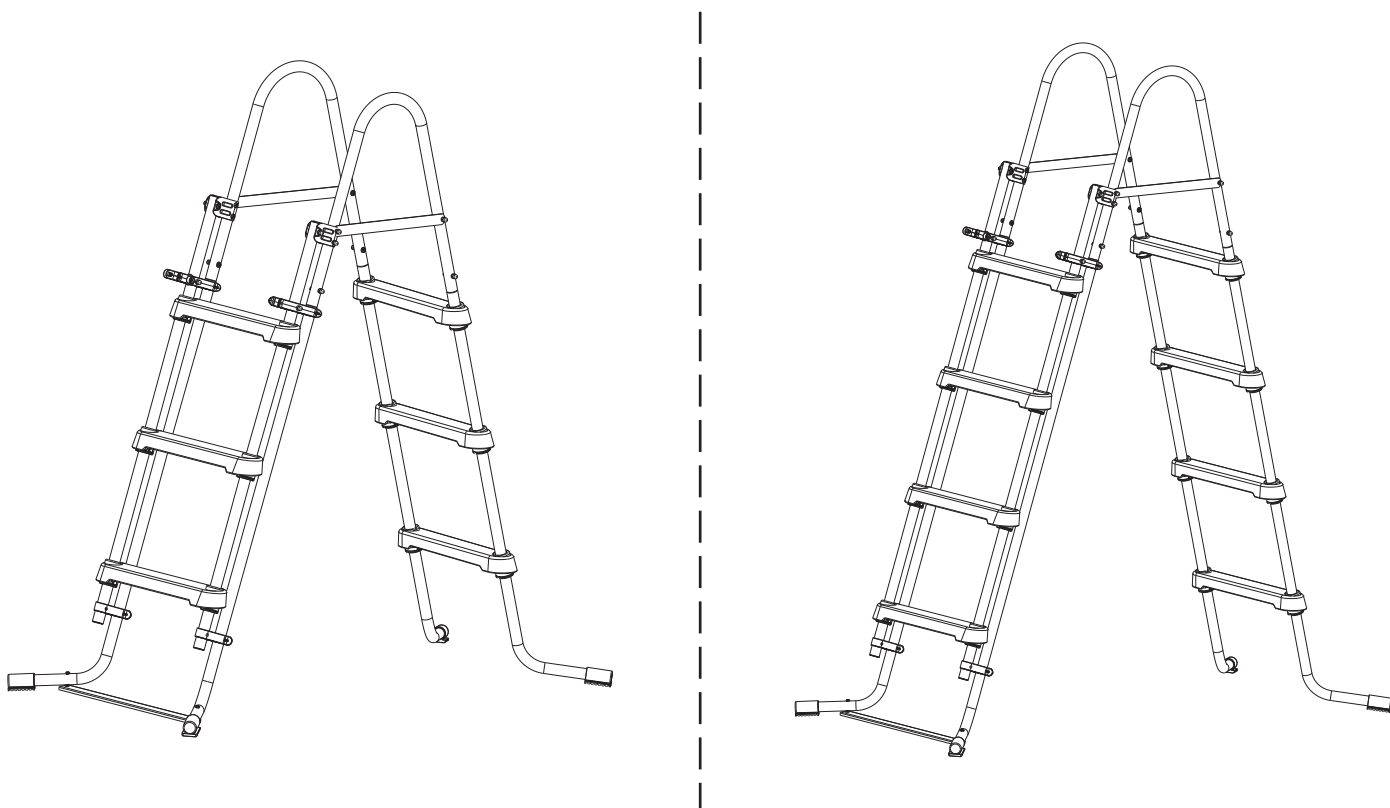
19.



20.

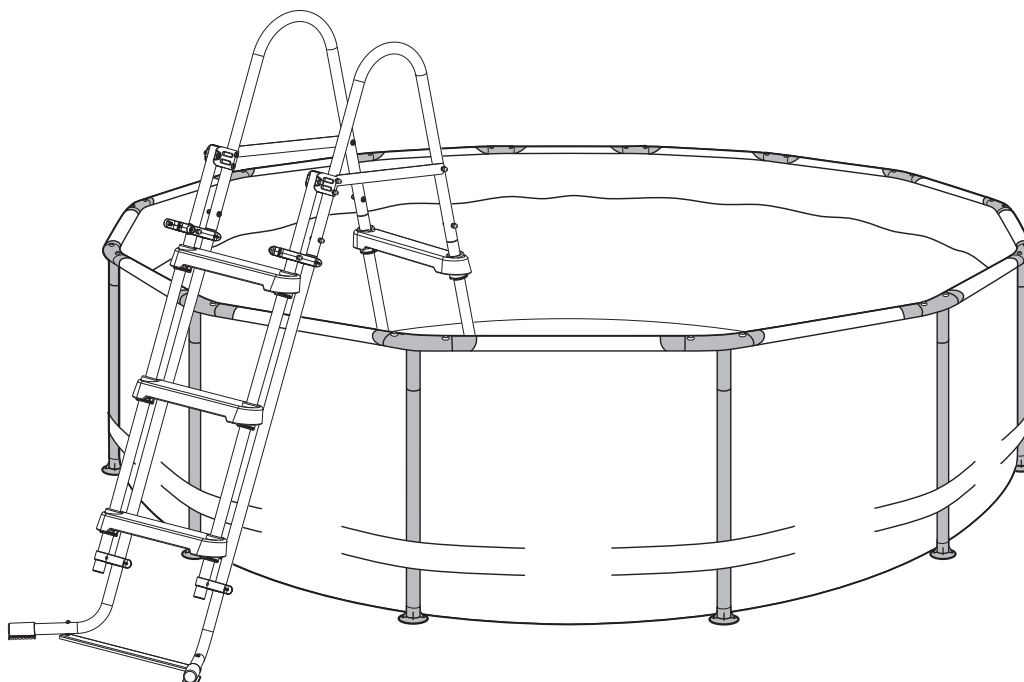


21.



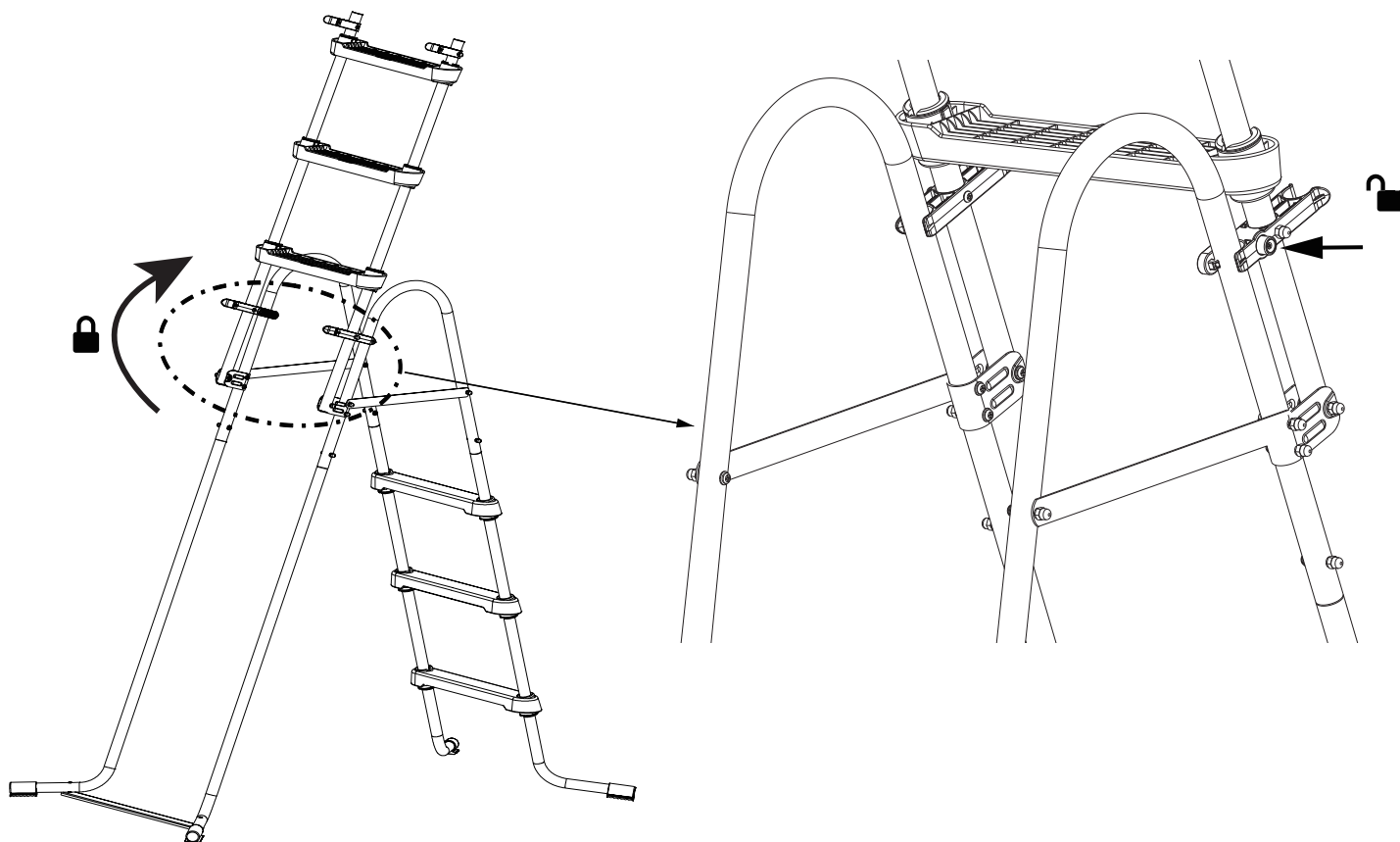
EN-USE OF LADDER / FR-UTILISATION DE L'ÉCHELLE / ES-USO DE LA ESCALERA /
DE-VERWENDUNG DER LEITER / BG-УПОТРЕБА НА СЪЛБА / CZ-POUŽITÍ ŽEBŘÍKU /
GR-ΧΡΗΣΗ ΤΗΣ ΣΚΑΛΑΣ / HU-A LÉTRA HASZNÁLATA / PL-KORZYSTANIE Z DRABINY /
RO-UTILIZAREA SCĂRII / SK-POUŽITIE REBRÍKA / TR-MERDİVEN KULLANIMI / IT-USO
DELLA SCALETTA / NL-GEbruik VAN LADDER / NO-Bruk AV STIGE / SE-ANVÄNDNING
AV STEGE / DK-SÅDAN BRUGES STIGEN / SI-UPORABA LESTVE / RU-ИСПОЛЬЗОВАНИЕ
ЛЕСТНИЦЫ / PT-USO DA ESCADA / FI-TIKARUIDEN KÄYTTÖ / BA-KORIŠTENJE
MERDEVINA / KAZ-БАСПАЛДАҚТЫ ПАЙДАЛАҢУ / RS-UPOTREBA MERDEVINA

1.



































EN-WHEN NOT IN USE / FR-EN CAS DE NON-UTILISATION / ES-CUANDO NO SE ESTÉ USANDO / DE-BEI NICHTGEBRAUCH / BG-КОГАТО НЕ СЕ ИЗПОЛЗВА / CZ-POKUD SE NEPOUŽIVÁ / GR-ΟΤΑΝ ΔΕΝ ΧΡΗΣΙΜΟΠΟΙΕΙΤΑΙ / HU-AMIKOR NINCS HASZNÁLTBAN / PL-PRZY BRAKU KORZYSTANIA / RO-CÂND NU SE UTILIZEAZĂ / SK-KEĎ SA VÝROBOK NEPOUŽÍVA / TR-KULLANILMADIGINDA / IT-QUANDO NON È IN USO / NL-INDIEN NIET IN GEBRUIK / NO-NÅR IKKE I BRUK / SE-NÅR DEN INTE ANVÄNDS / DK-NÅR DEN IKKE BRUGES / SI-KADAR NE UPORABLJATE / RU-КОГДА НЕ ИСПОЛЬЗУЕТСЯ / PT-QUANDO NÃO ESTIVER EM USO / FI-KUN TUOTETTA EI KÄYTETÄ / BA-KADA SE NE KORISTI / KAZ-ПАЙДАЛАНЫЛМАҒАН КЕЗДЕ / RS-KADA SE NE KORISTI

1.



SUMMER WAVES™



			
DE	 00800 09348567  info@zeitlos-vertrieb.de	BE	 00800 09348567  info@zeitlos-vertrieb.de
AT	 00800 09348567  info@zeitlos-vertrieb.de	FR	 +33 (0) 811 650325  france@zeitlos-vertrieb.de
CH	 00800 09348567  info@zeitlos-vertrieb.de	DK	 00800 09348567  info@zeitlos-vertrieb.de
IT	 00800 09348567  info@zeitlos-vertrieb.de	NL	 00800 09348567  info@zeitlos-vertrieb.de
SI	 00800 09348567  info@zeitlos-vertrieb.de	ES	 00800-09 34 85 67  info@zeitlos-vertrieb.de
HU	 00800 09348567  hu-service@zeitlos-vertrieb.de	PT	 00800 09348567  eservice@sapo.pt
UK	 +44 (0) 330 090 4414  support@poly-group.co.uk	PL	 00800 09348567  pl-service@zeitlos-vertrieb.de



support.polygroupstore.com