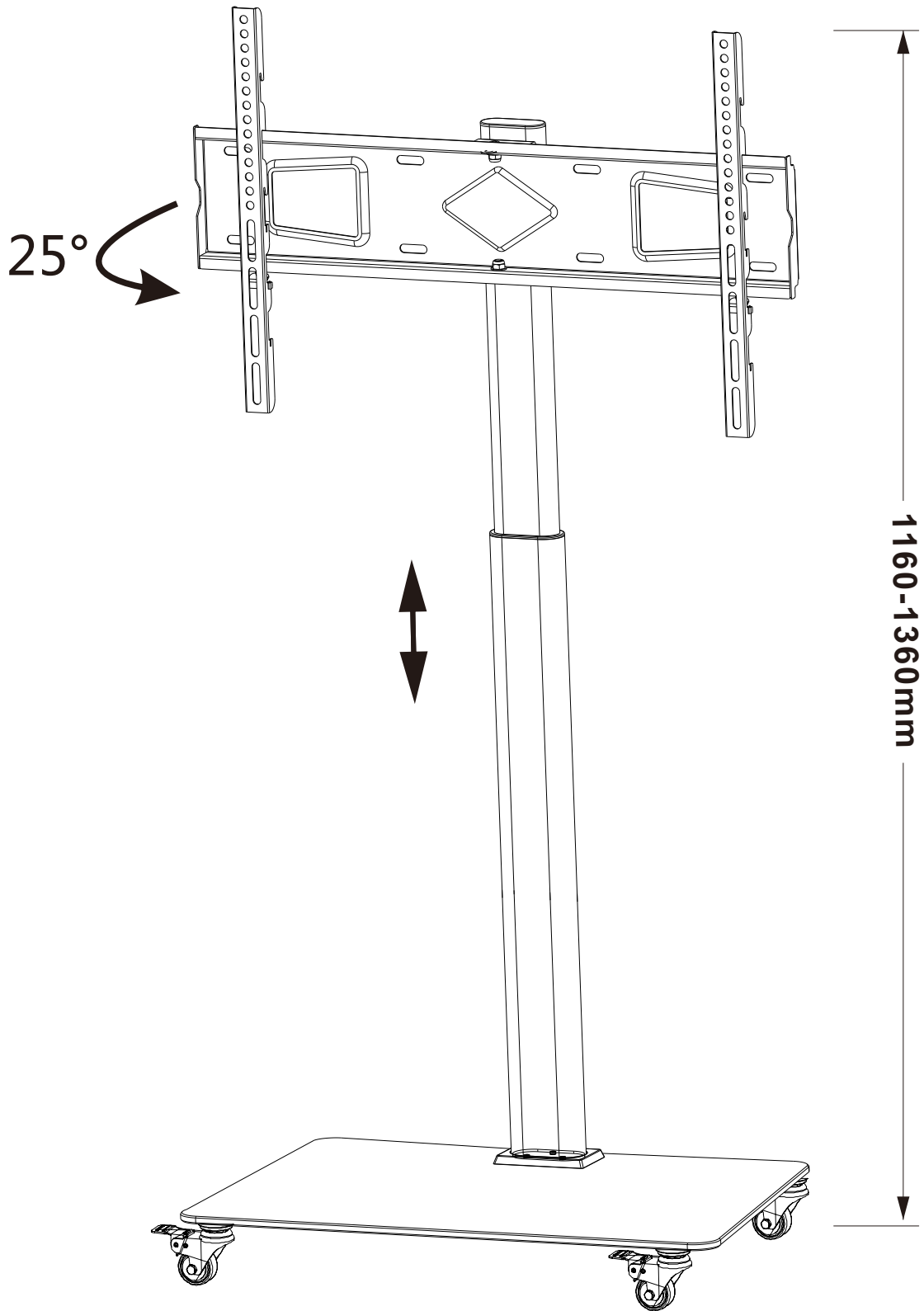


1

AUDIORAQ
The friendly brand

REV:01



100x100 100x400
100x200 200x400
200x200 300x400
200x300 400x400
300x300 400x600

32"-65"
MAX

45kg
(88lbs)
MAX



CAUTION: DO NOT EXCEED
RATED LISTED WEIGHT. SERIOUS
INJURY OR PROPERTY DAMAGE
MAY OCCUR!

1466

PART LIST



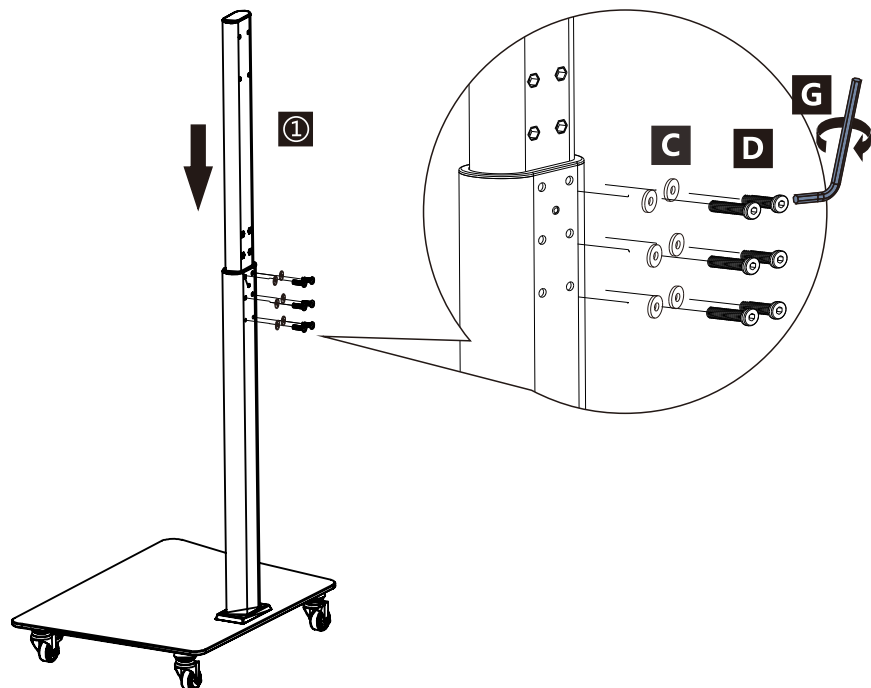
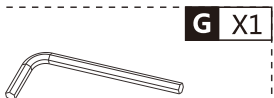
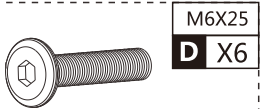
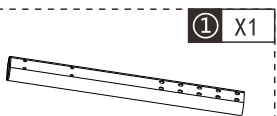
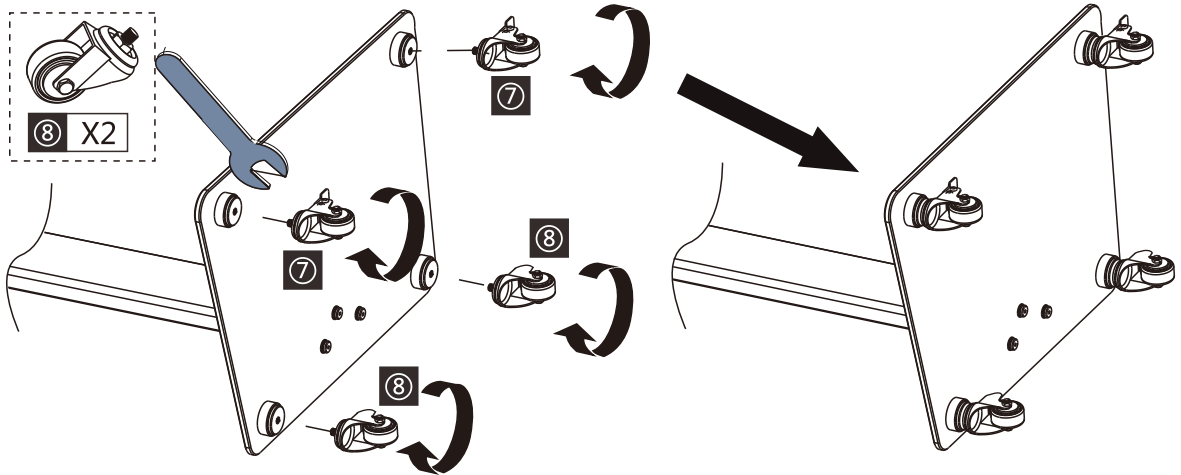
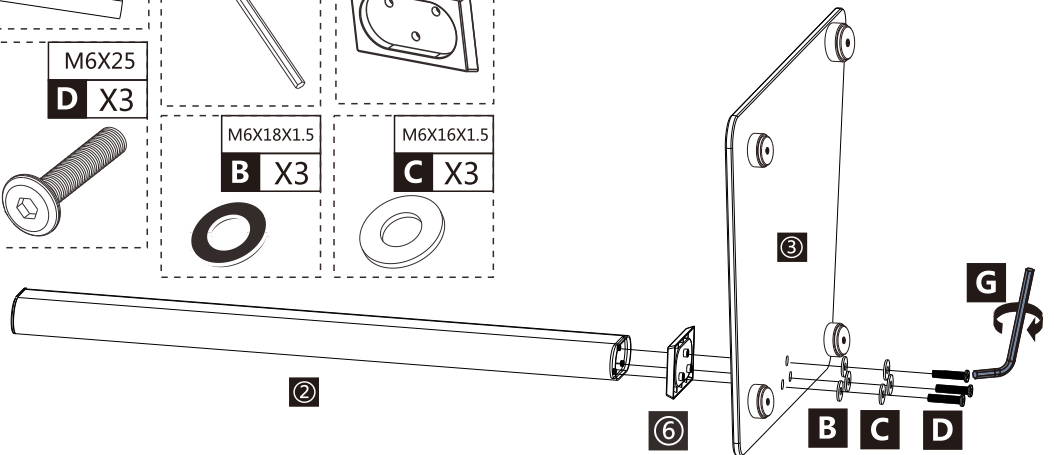
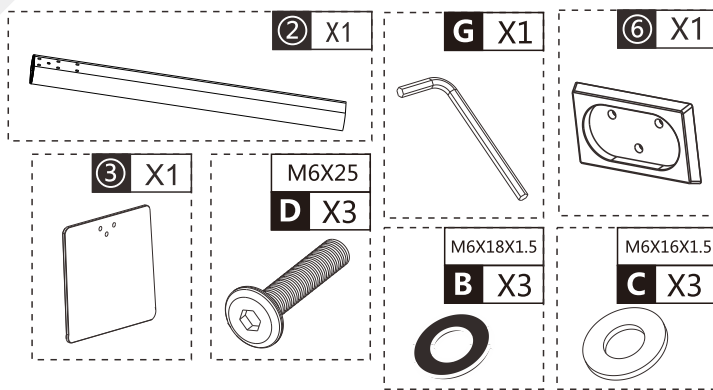
	1 X1
	2 X1
	3 X1
	4 X1
	5 X2
	6 X1
	7 X2
	8 X2

	M6X40 A X4		E X2
	M6X18X1.5 B X7		F X4 14
	M6X16X1.5 C X13		G X2
	M6X25 D X9		G X1 M4

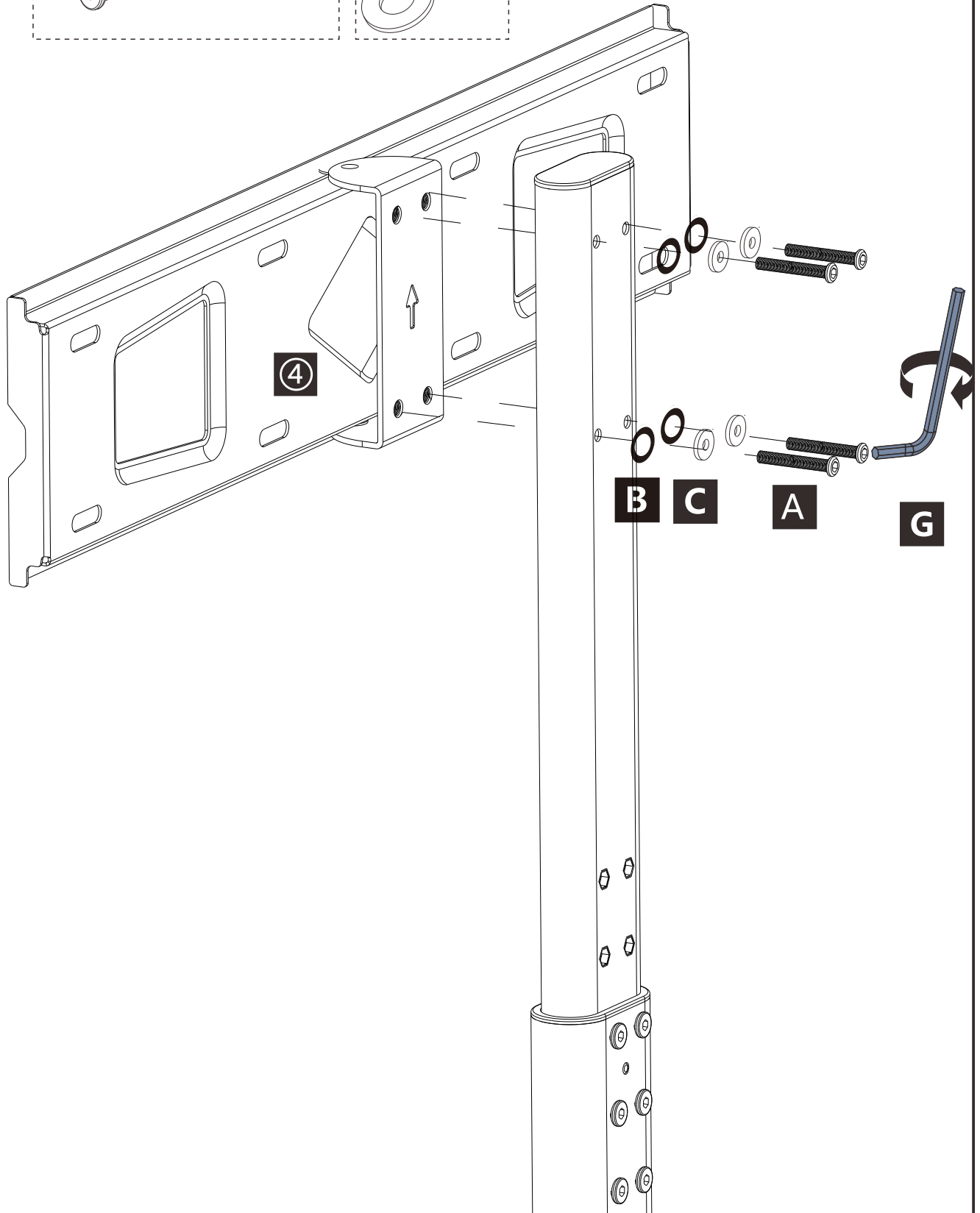
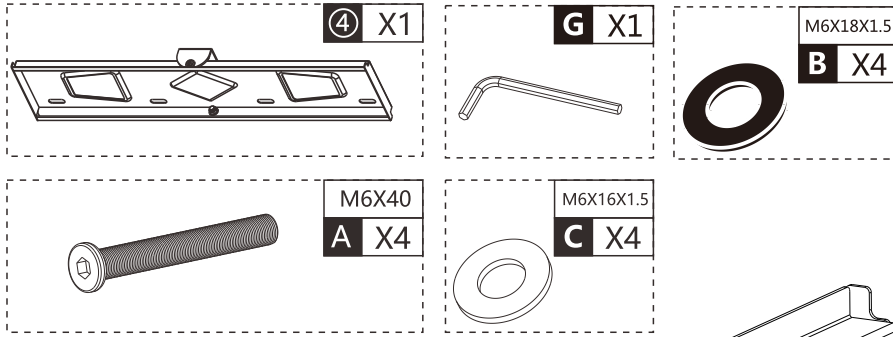
FOR TV INSTALLATION

M4X30 TV1 X4	M6X16 TV2 X4	M6X35 TV3 X4	M8X15 TV4 X4	M8X35 TV5 X4
M8X50 TV6 X4	2.5mm TV7 X8	10mm TV8 X4	22mm TV9 X4	Washer with 3 holes TV10 X4

3

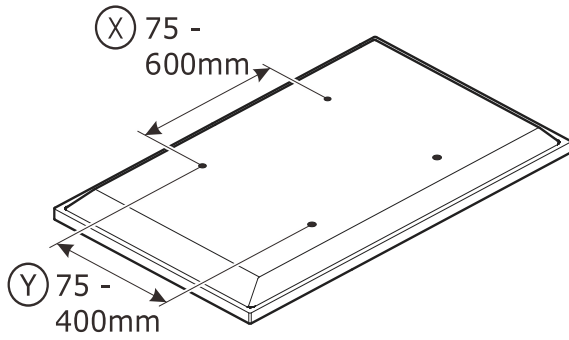


4

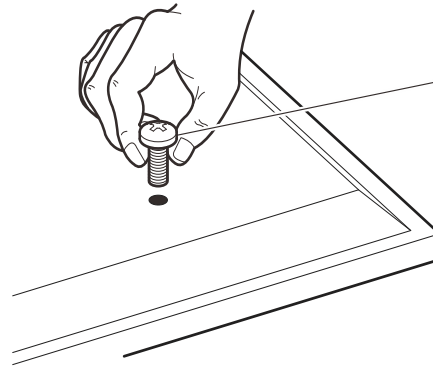


5

Measure the TV fixing holes Width and Height



If width (X) is greater than 600mm or height (Y) greater than 400mm STOP installation now and contact the customer help line



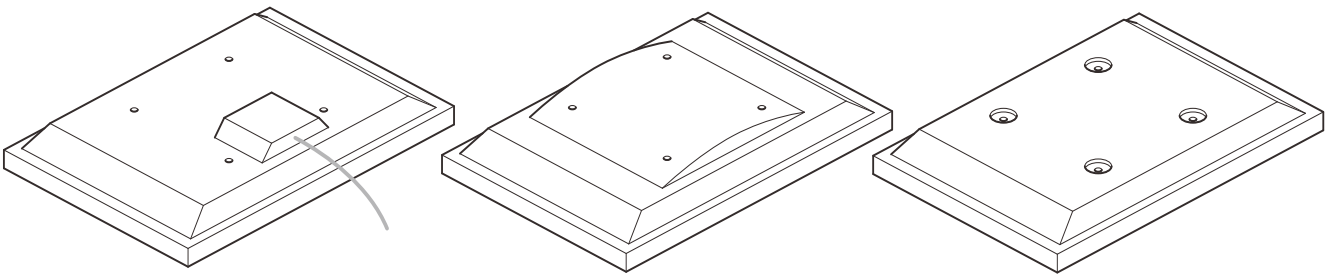
- TV1
- TV2-3
- TV4-6

You are provided with 4 diameters of TV fixing screws, **M4**, **M6** and **M8**. Determine the screw diameter that fits.

Spacers

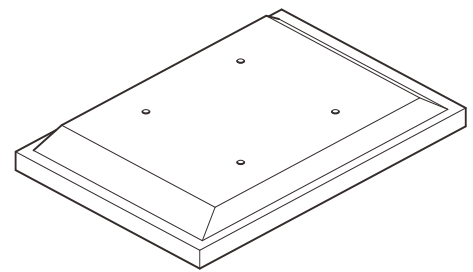
SP

For TVs with irregular/obstructed back



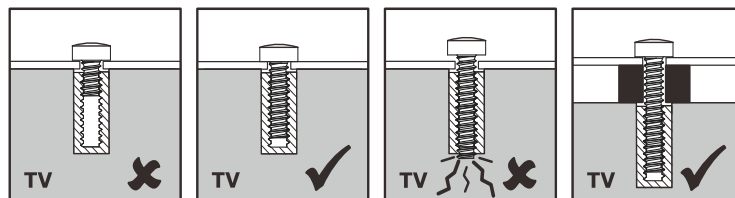
No Spacers

For TVs with flat/unobstructed back



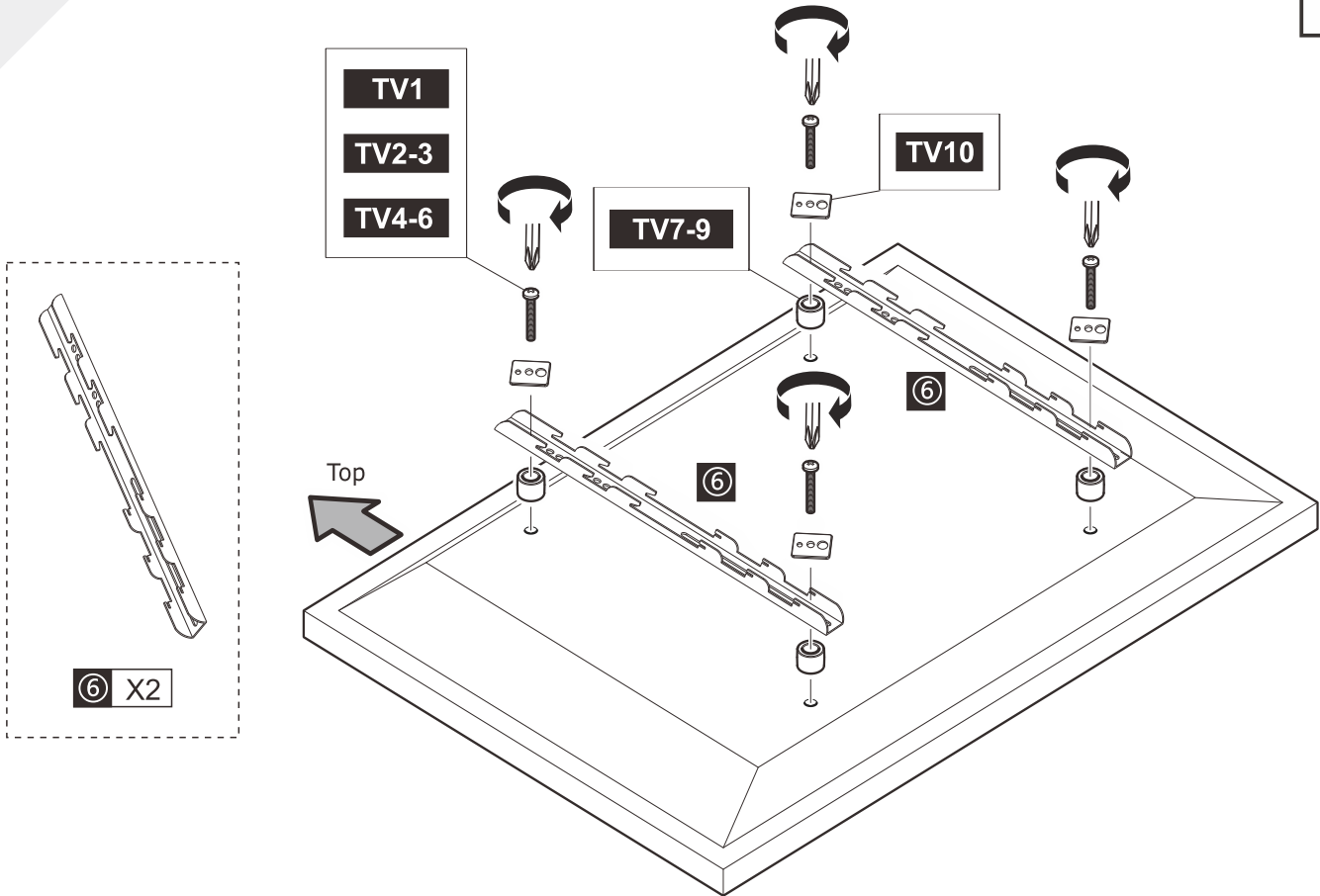
WARNING








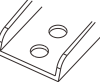
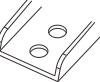









please keep for future reference.



6

NOT INCLUDED



- | | | | | | | | | | | | |
|---|---|---|----------------|---|---|---------------------|-----------------|---|---|---------------------|-----------------|
|  | <table border="1"><tr><td>M4</td></tr><tr><td>TV1 X4</td></tr></table> | M4 | TV1 X4 |  | <table border="1"><tr><td>M6</td></tr><tr><td>TV2-3 X4</td></tr></table> | M6 | TV2-3 X4 |  | <table border="1"><tr><td>M8</td></tr><tr><td>TV4-6 X4</td></tr></table> | M8 | TV4-6 X4 |
| M4 | | | | | | | | | | | |
| TV1 X4 | | | | | | | | | | | |
| M6 | | | | | | | | | | | |
| TV2-3 X4 | | | | | | | | | | | |
| M8 | | | | | | | | | | | |
| TV4-6 X4 | | | | | | | | | | | |
| + | | + | | + | | | | | | | |
|  | <table border="1"><tr><td>Washer with 3 holes</td></tr><tr><td>TV10 X4</td></tr></table> | Washer with 3 holes | TV10 X4 |  | <table border="1"><tr><td>Washer with 3 holes</td></tr><tr><td>TV10 X4</td></tr></table> | Washer with 3 holes | TV10 X4 |  | <table border="1"><tr><td>Washer with 3 holes</td></tr><tr><td>TV10 X4</td></tr></table> | Washer with 3 holes | TV10 X4 |
| Washer with 3 holes | | | | | | | | | | | |
| TV10 X4 | | | | | | | | | | | |
| Washer with 3 holes | | | | | | | | | | | |
| TV10 X4 | | | | | | | | | | | |
| Washer with 3 holes | | | | | | | | | | | |
| TV10 X4 | | | | | | | | | | | |
| + | | + | | + | | | | | | | |
|  | |  | |  | | | | | | | |
| + | | + | | + | | | | | | | |
|  | <table border="1"><tr><td>2.5mm</td></tr><tr><td>TV7 X8</td></tr></table> | 2.5mm | TV7 X8 |  | <table border="1"><tr><td>2.5mm</td></tr><tr><td>TV7 X8</td></tr></table> | 2.5mm | TV7 X8 |  | <table border="1"><tr><td>2.5mm</td></tr><tr><td>TV7 X8</td></tr></table> | 2.5mm | TV7 X8 |
| 2.5mm | | | | | | | | | | | |
| TV7 X8 | | | | | | | | | | | |
| 2.5mm | | | | | | | | | | | |
| TV7 X8 | | | | | | | | | | | |
| 2.5mm | | | | | | | | | | | |
| TV7 X8 | | | | | | | | | | | |
|  | <table border="1"><tr><td>10mm</td></tr><tr><td>TV8 X4</td></tr></table> | 10mm | TV8 X4 |  | <table border="1"><tr><td>10mm</td></tr><tr><td>TV8 X4</td></tr></table> | 10mm | TV8 X4 |  | <table border="1"><tr><td>10mm</td></tr><tr><td>TV8 X4</td></tr></table> | 10mm | TV8 X4 |
| 10mm | | | | | | | | | | | |
| TV8 X4 | | | | | | | | | | | |
| 10mm | | | | | | | | | | | |
| TV8 X4 | | | | | | | | | | | |
| 10mm | | | | | | | | | | | |
| TV8 X4 | | | | | | | | | | | |
|  | <table border="1"><tr><td>22mm</td></tr><tr><td>TV9 X4</td></tr></table> | 22mm | TV9 X4 |  | <table border="1"><tr><td>22mm</td></tr><tr><td>TV9 X4</td></tr></table> | 22mm | TV9 X4 |  | <table border="1"><tr><td>22mm</td></tr><tr><td>TV9 X4</td></tr></table> | 22mm | TV9 X4 |
| 22mm | | | | | | | | | | | |
| TV9 X4 | | | | | | | | | | | |
| 22mm | | | | | | | | | | | |
| TV9 X4 | | | | | | | | | | | |
| 22mm | | | | | | | | | | | |
| TV9 X4 | | | | | | | | | | | |

Attach the bracket to the back of your TV using suitable screw, reducer and spacer combinations.

7

NOT INCLUDED

