Aufbauanleitung

ACHTUNG: Vor dem Gebrauch bitte die **Sicherheitshinweise** sorgfältig durchlesen!

AT HU SI

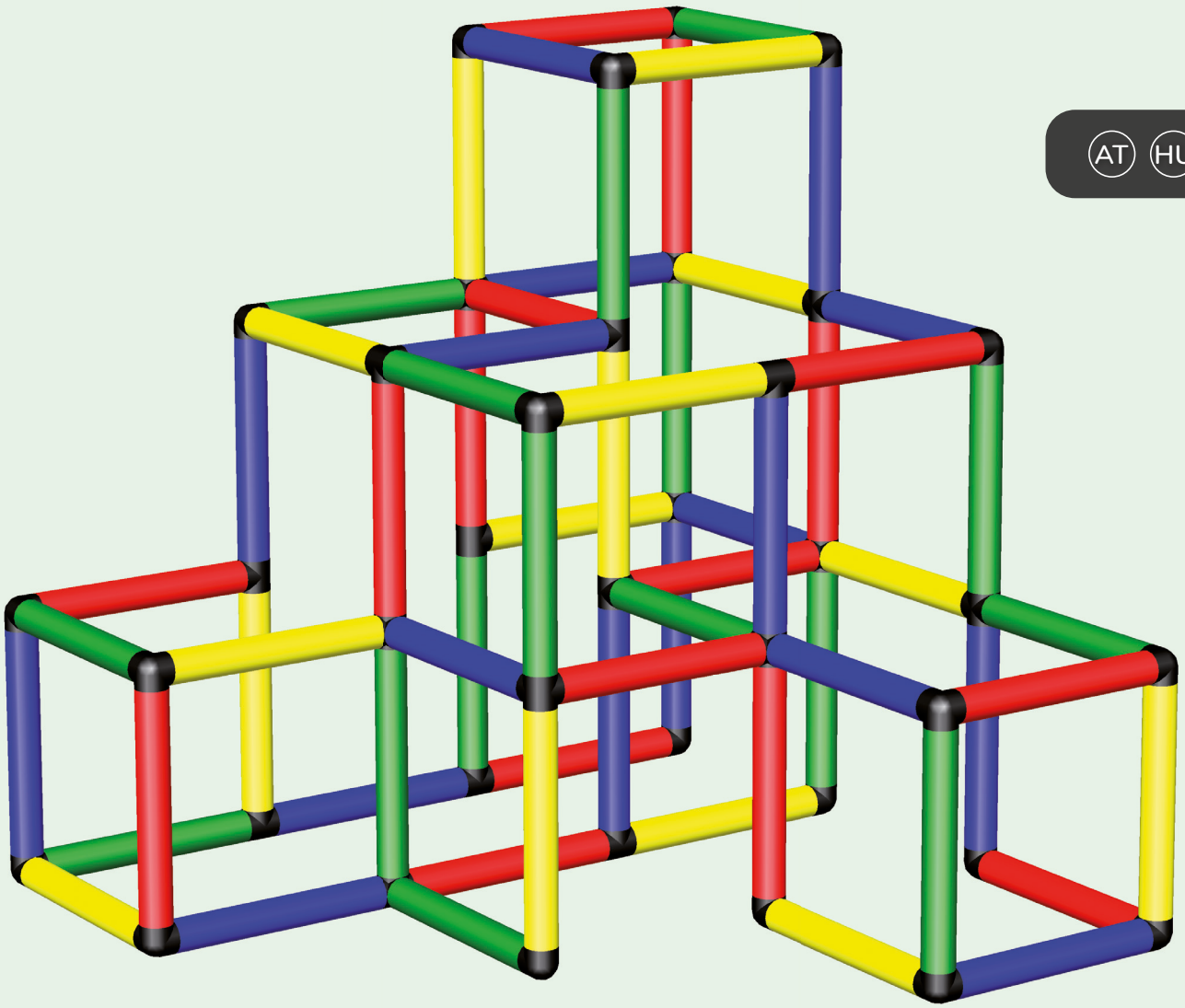

HINWEIS: Die **quadro KLETTERPYRAMIDE** ist perfekt geeignet um die Fein-/Sportmotorik zu trainieren. Dennoch sollten Eltern ständig in der Lage sein, sofort eingreifen zu können, falls das Kleinkind Schwierigkeiten hat, die Bewegungen sicher auszuführen. Beachten Sie auch die Hinweise in der Sicherheitsbroschüre zur Aufsichtspflicht.

Kletterpyramide

310 02
12 Designs

237 Teile

Ab 12 Monate – 4 Jahre

DE AT

Modelldatenbank

Über 400 Designs

Mobilgeräte optimiert

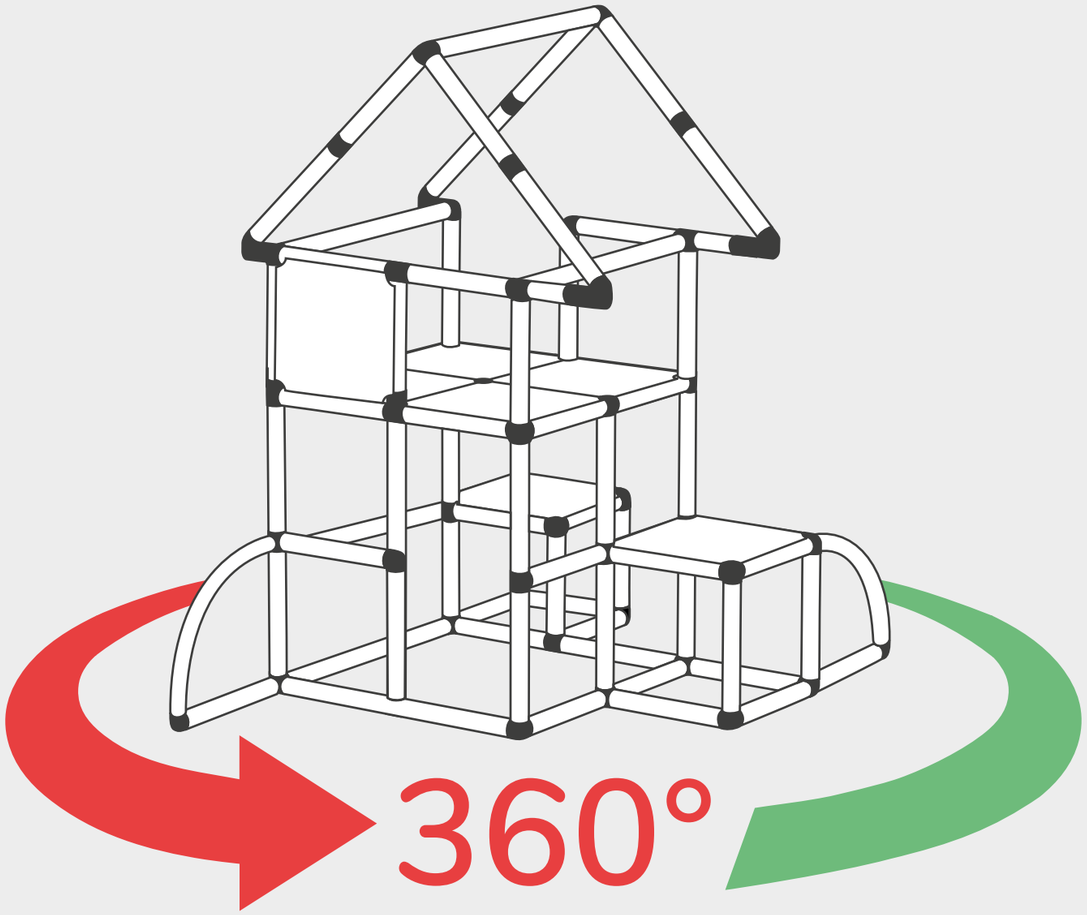

www.quadromdb.com

Features

- 360° Ansicht
- Altersempfehlung
- Aufbauzeit
- Hilfreiche Downloads
- Designmaße
- Erforderliche Baukästen

Durchdachtes Spielzeug für selbstbewussten Nachwuchs!

Die QUADRO Kletterpyramide beinhaltet 12 Designvorschläge; 9 davon findest du auf den folgenden Seiten, 3 weitere in unserer Modelldatenbank (MDB) auf **www.quadromdb.com.**

Unsere **MDB** wird regelmäßig aktualisiert, dort findest du auch abgefahrene **Kombinationen** und **Highlights**! Du hast eigene Ideen und möchtest kreativ werden? Dann probiere **miniQUADRO** oder das **QUADRO Computer Programm** aus. Baue zusammen mit deinen Kindern und hole dir den Spielplatz einfach nach Hause!

CORE (Basismodelle KLETTERPYRAMIDE)

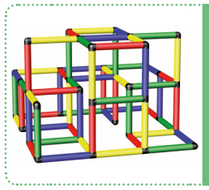

04
Babylabyrinth
A0126
1 2 std

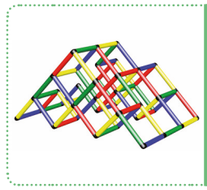

05
Kletterkoloss
A0127
1½ 2 std

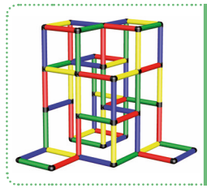

06
Klettergerüst
A0128
2 2 std

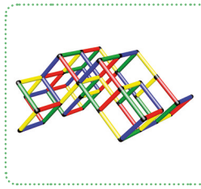

07
Kletterberg
A0129
1½ 2 std

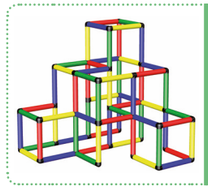

08
Kletterpyramide
A0130
2 2 std

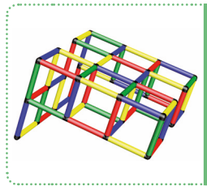

09
Kletterrampe
A0131
1½ 2 std

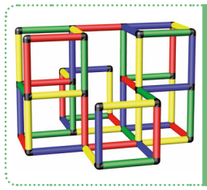

10
Kinderbarren
A0132
1½ 2 std

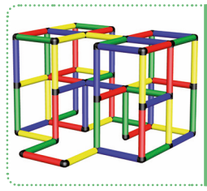

11
Spielhöhle
A0133
1½ 2 std

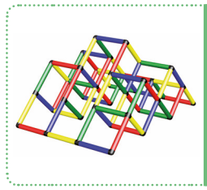

12
Spieltunnel
A0134
1½ 2 std

COMBO (benötigt einen weiteren Baukästen)

13
Spielturm Junior mit Super Rampe
B0057
1½ 3 std

14 – 15
Baby Pavillon mit Baby Rampe
B0060
½ 3 std

16 – 17
Baby Rutsche mit Durchgang zum Baby Haus
B0061
1 4 std

MEGA (benötigt weitere Baukästen)

18 – 19
Kinderspielhaus mit vielen Klettermöglichkeiten und Modularrutsche
C0053
2 4 std

20 – 21
Kleinkinder Spielturm mit Bogenrutsche und Babyrutsche
C0049
1½ 5 std

22 – 23
Sommertraum Schwimmbadturm mit Modularrutsche und Babyecke
C0050
3 6 std

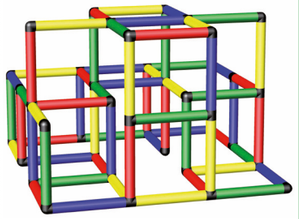

Baby Labyrinth

125 x 125 x 85 cm

1 2 std

A0126

1

2

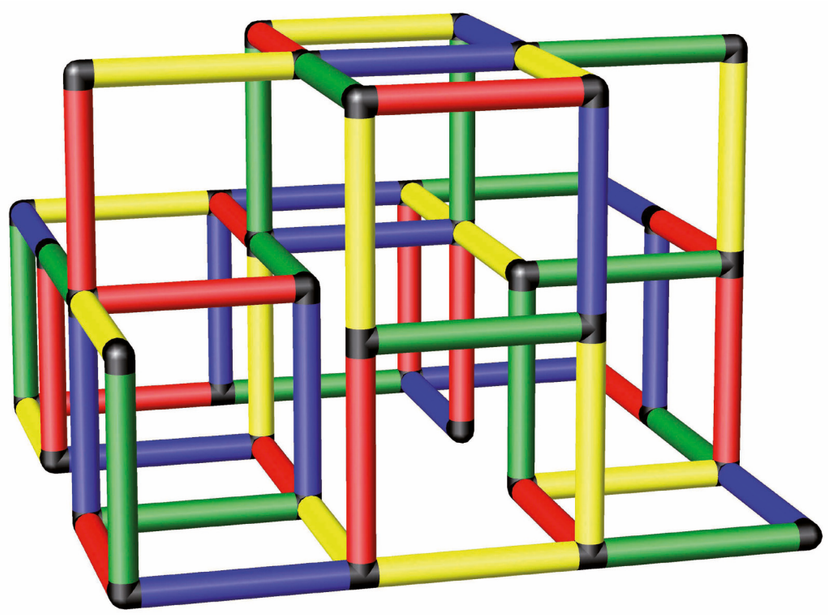

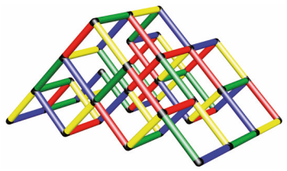

Kletterkoloss

175 x 125 x 90 cm

1½ 2 std

A0127

1

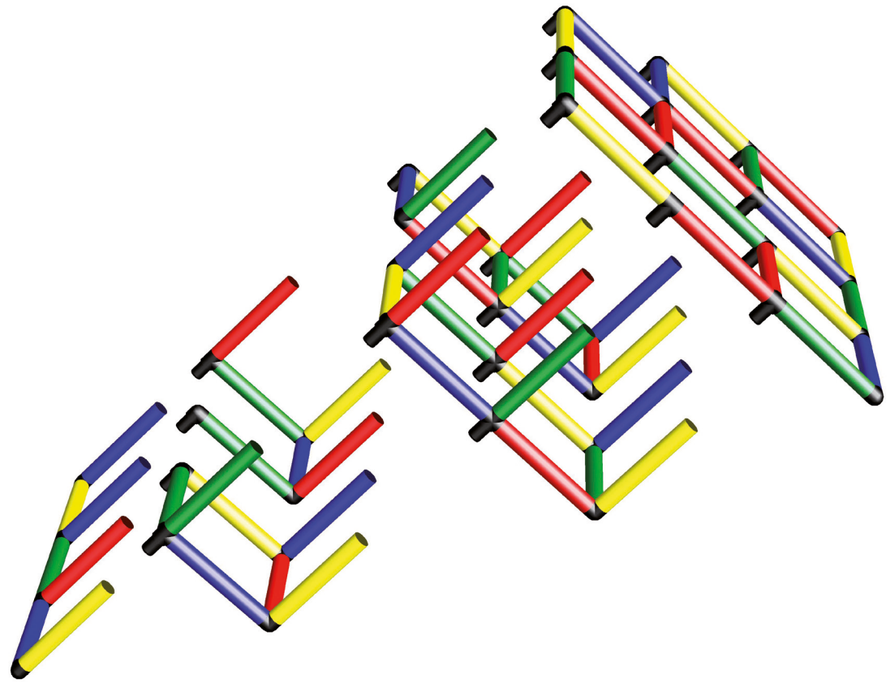

2

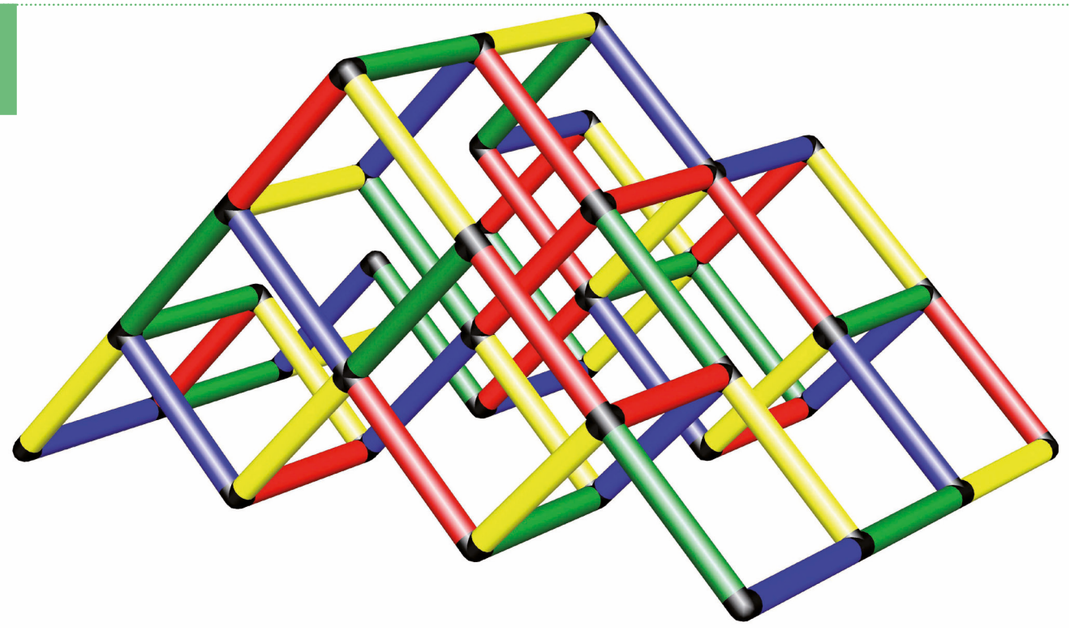

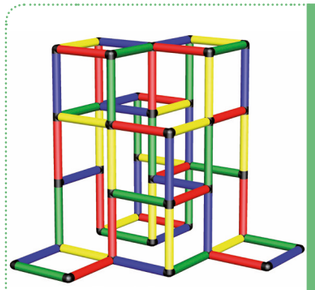

Klettergerüst

125 x 125 x 125 cm

2 2 std

A0128

1

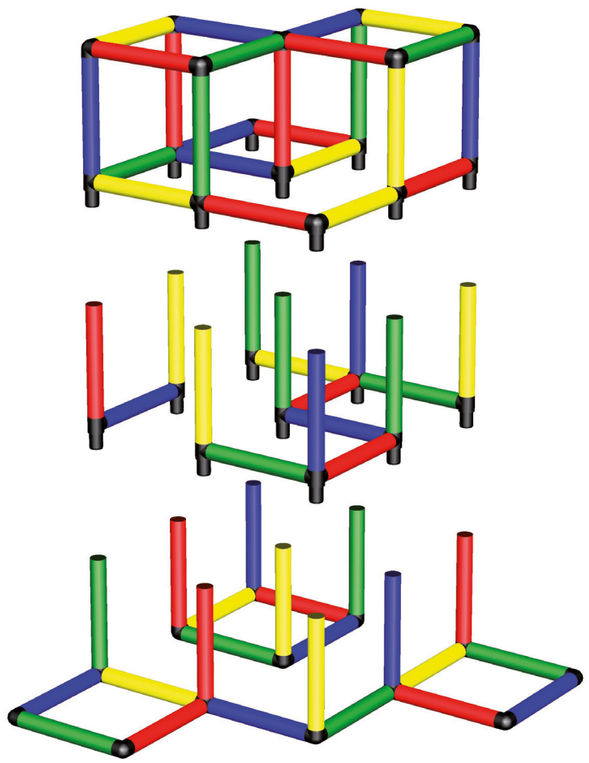

2



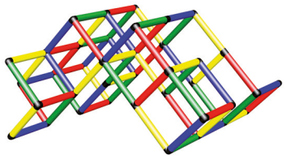

Kletterberg

180 x 165 x 90 cm

1½ 2 std

A0129

1



2

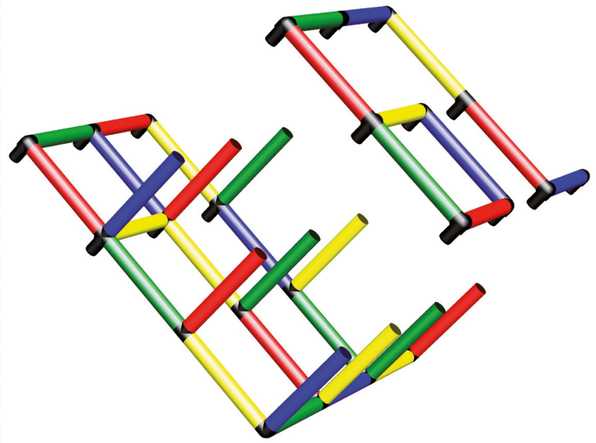

3

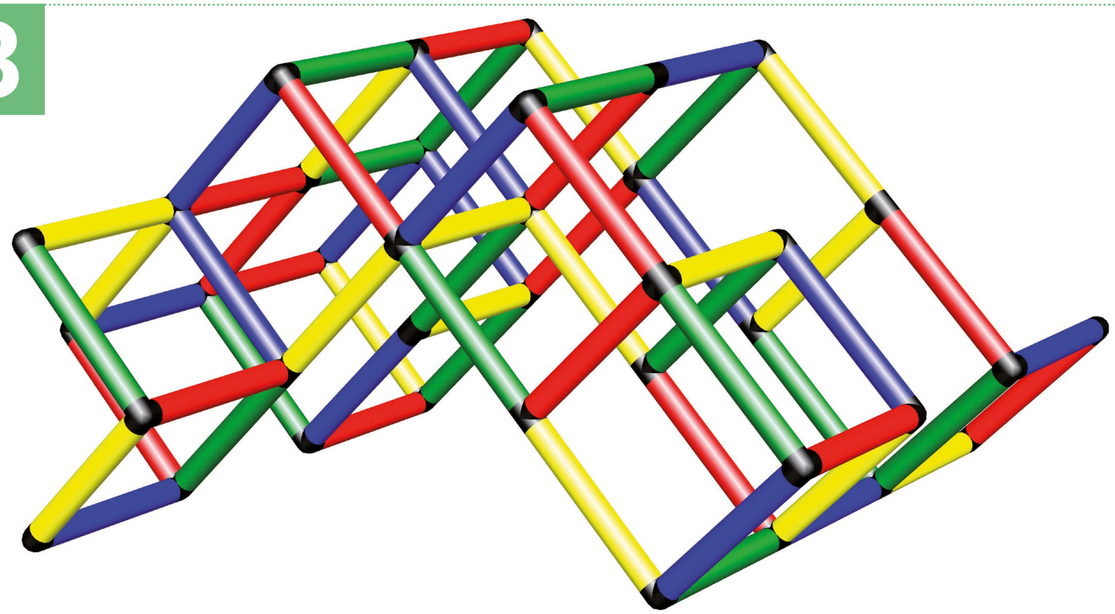

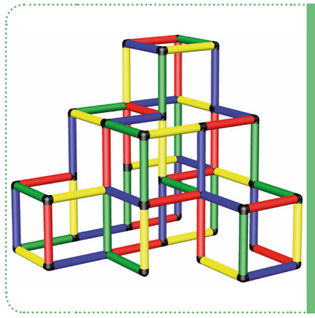

Kletterpyramide

125 x 125 x 125 cm

2 | 2 std

A0130

1

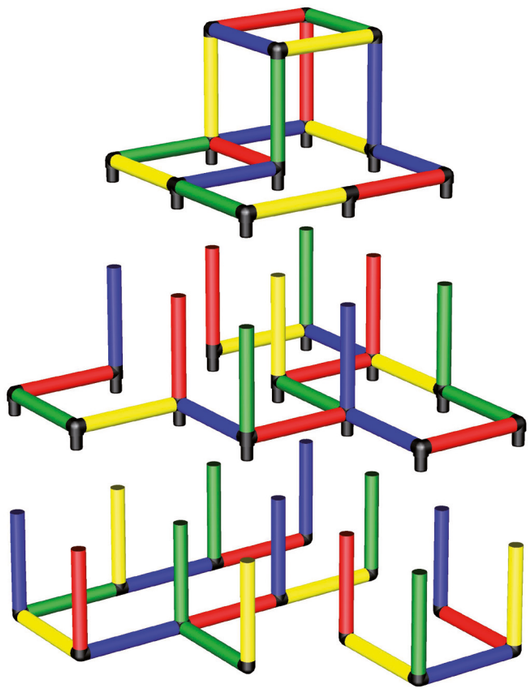

2

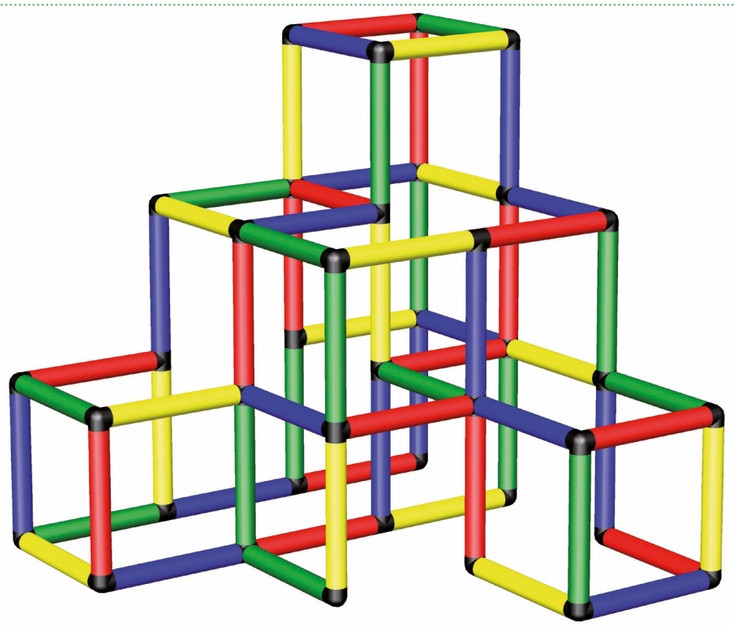

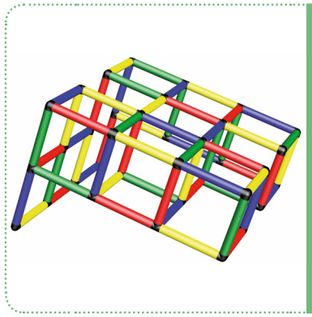

Kletterrampe

130 x 125 x 85 cm

1½ | 2 std

A0131

1

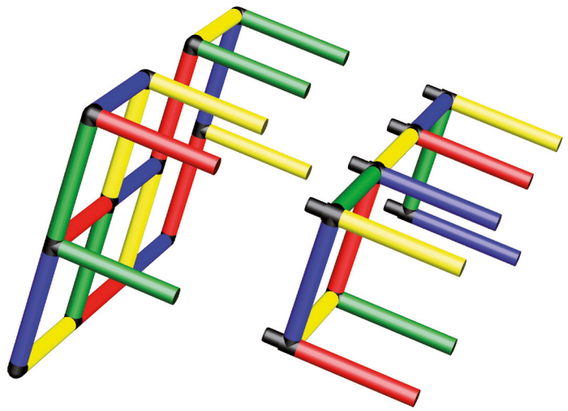

2

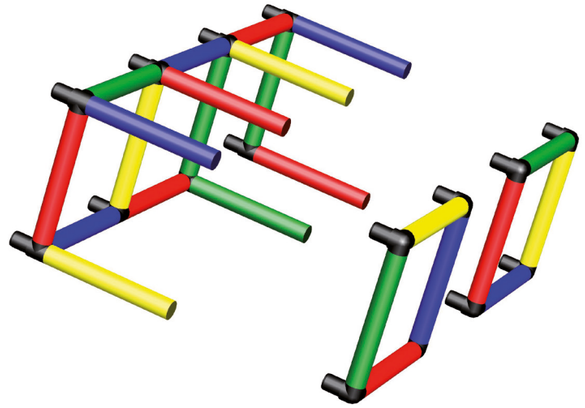

3

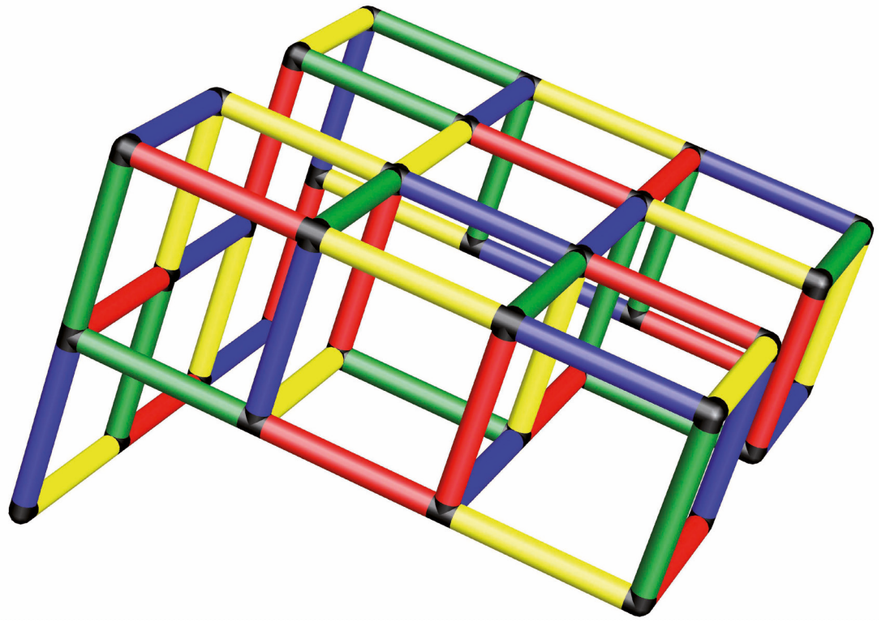

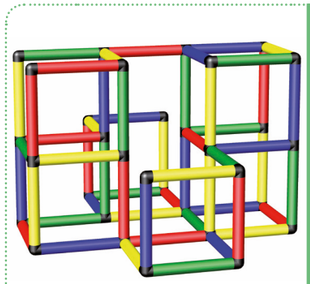

Kinderbarren

125 x 125 x 85 cm

1½ 2 std

A0132

1



2



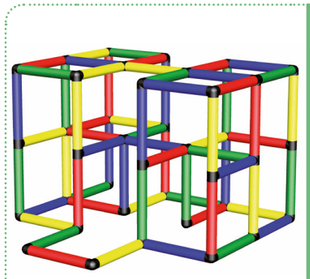

Spielhöhle

125 x 125 x 85 cm

1½ 2 std

A0133

1

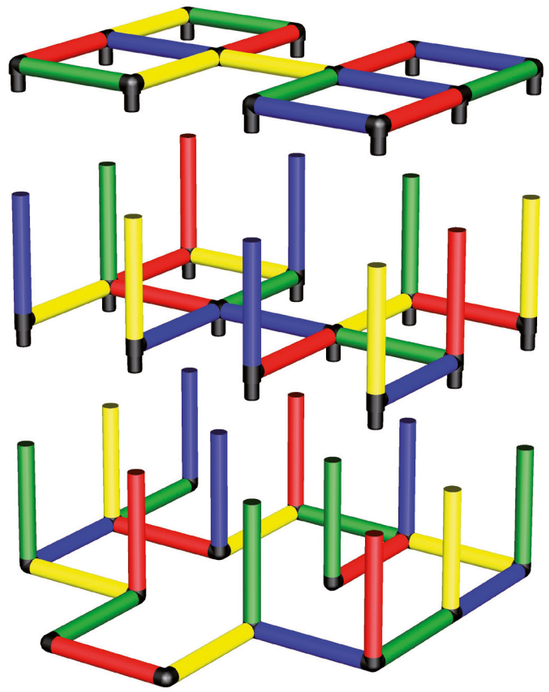

2



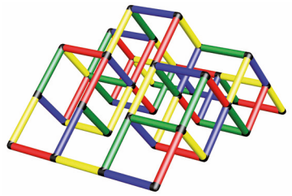

Spieltunnel

175 x 125 x 90 cm

1½ 2 std

A0134

1

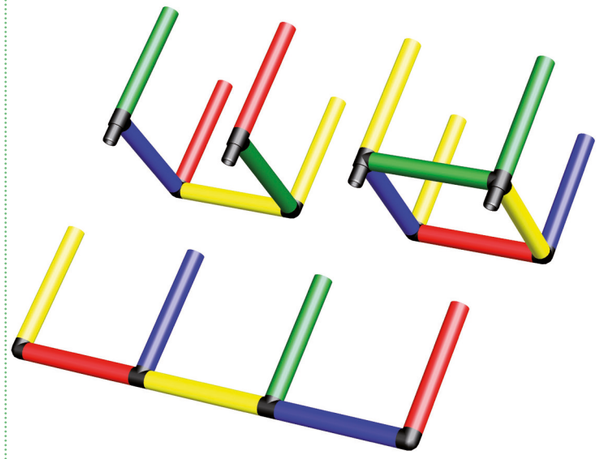

2

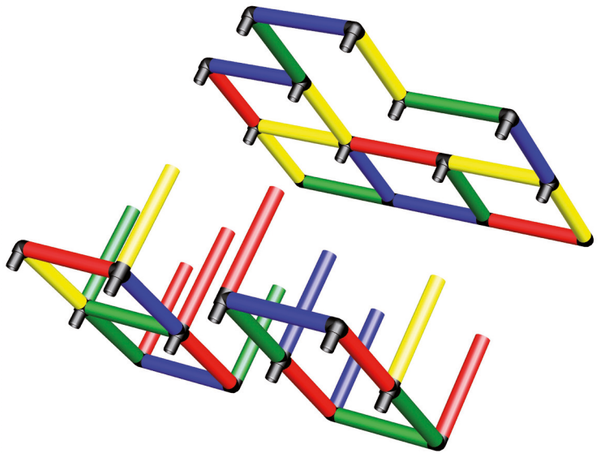

3

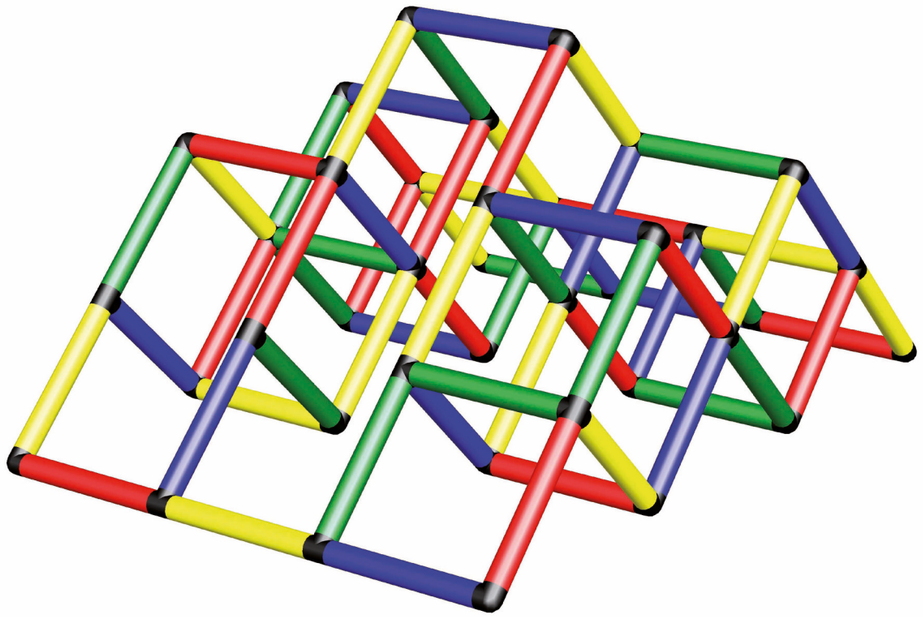

Spielturm Junior mit Super Rampe

160 x 125 x 176 cm

1½ 3 std

B0057

Erforderliche Baukästen

1x

1x

1

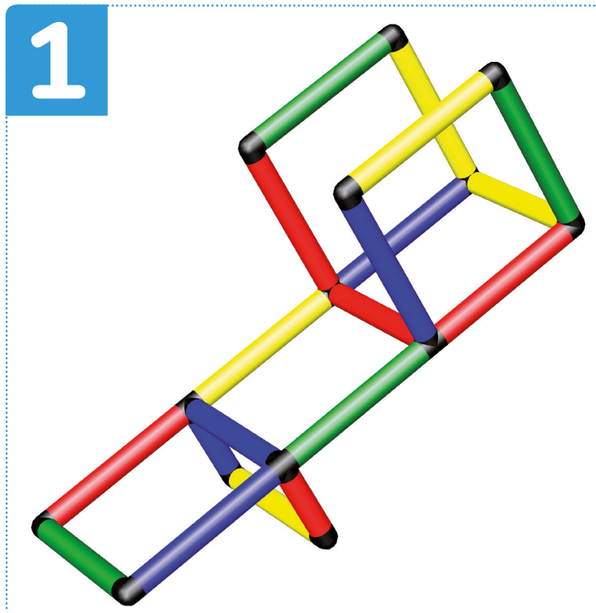

2

Einbau Doppelrohrverbinder
Sicherheitshinweise 1.12



3

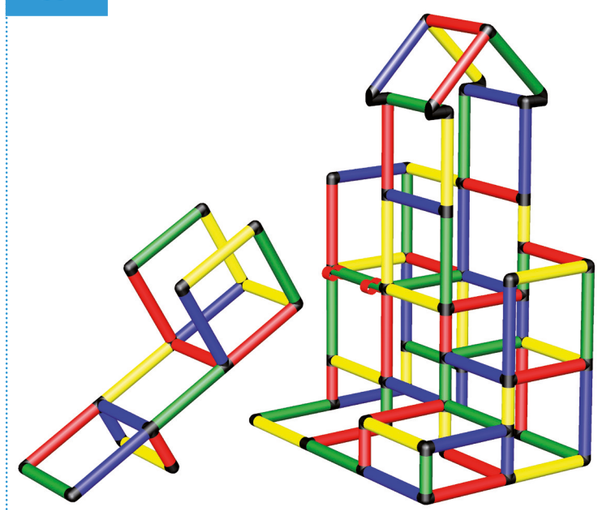

4

Verschrauben der Rohre und Platten
Sicherheitshinweise 1.1 und 1.3

Baby Pavillon mit Baby Rampe

145 x 125 x 105 cm

½ 3 std

B0060

Erforderliche Baukästen

1x

1x

1

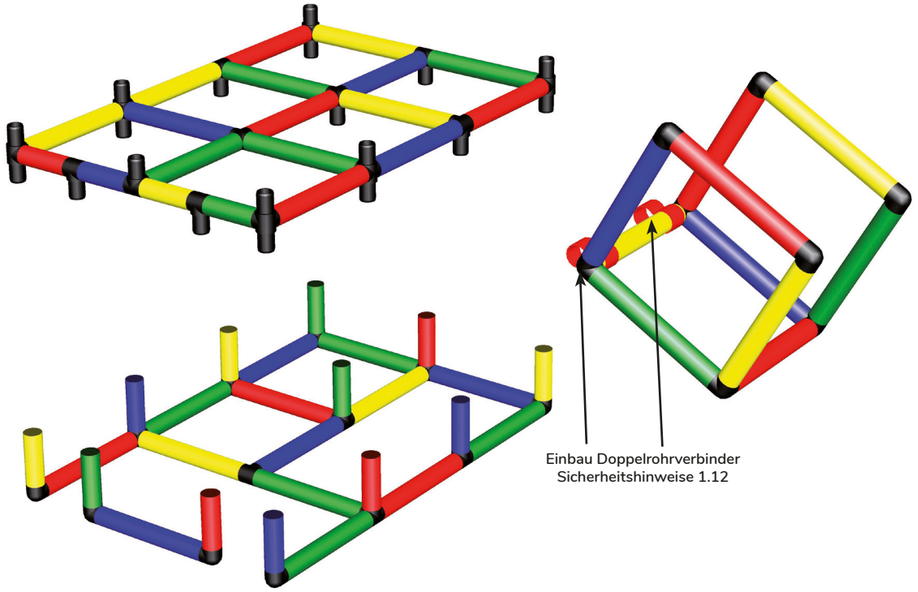

2



3

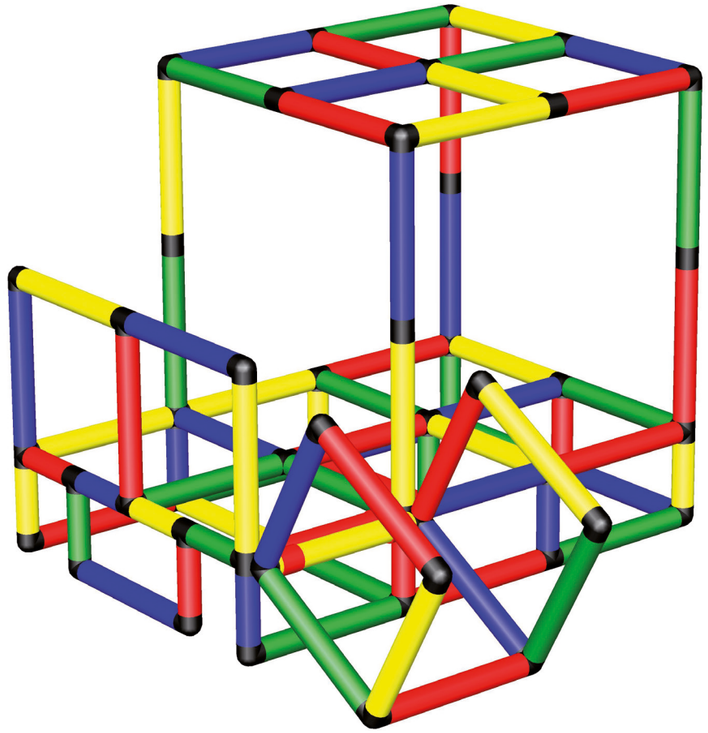

4

Verschrauben der Rohre und Platten
Sicherheitshinweise 1.1 und 1.3

Baby Rutsche mit Durchgang zum Baby Haus

245 x 95 x 143 cm

1 4 std

B0061

Erforderliche Baukästen

1x

1x

1

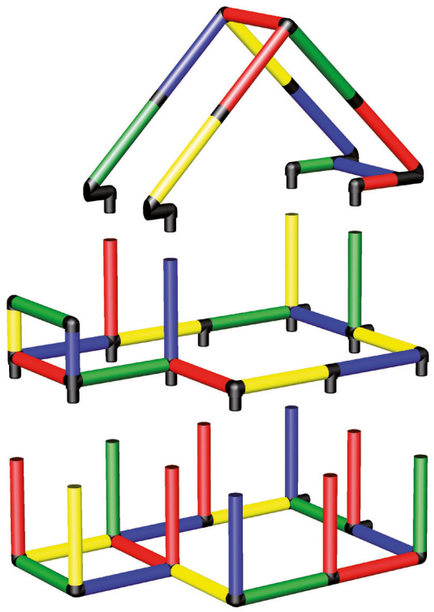

2

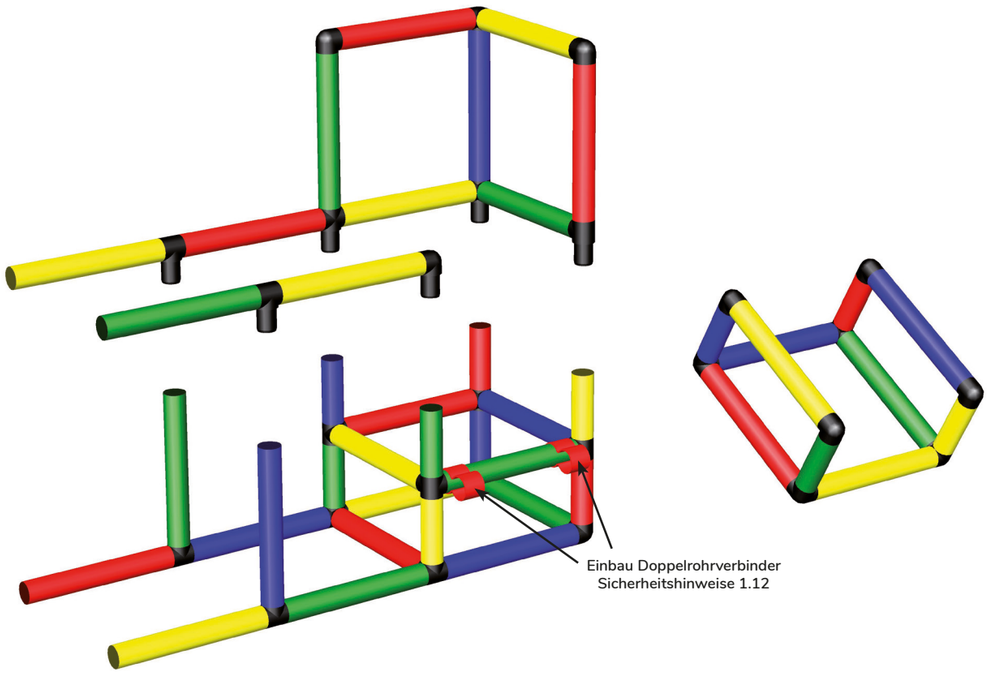

3

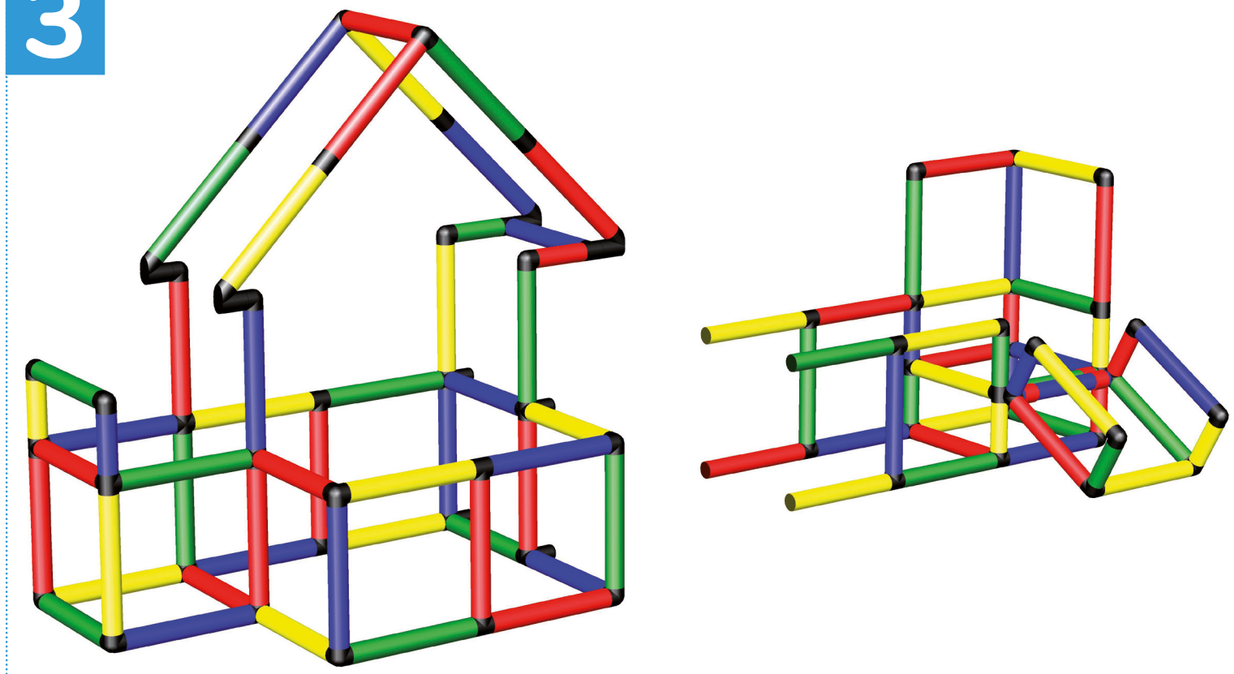

4



Kinderspielhaus mit vielen Klettermöglichkeiten und Modularrutsche

285 x 165 x 204 cm

2 4 std

C0053

Erforderliche Baukästen

1x 1x 1x

1

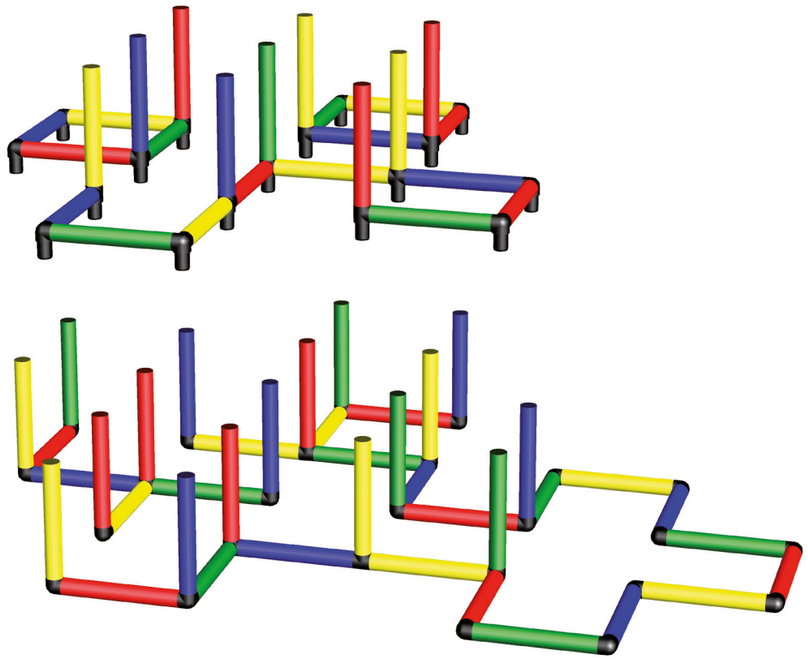

2



3

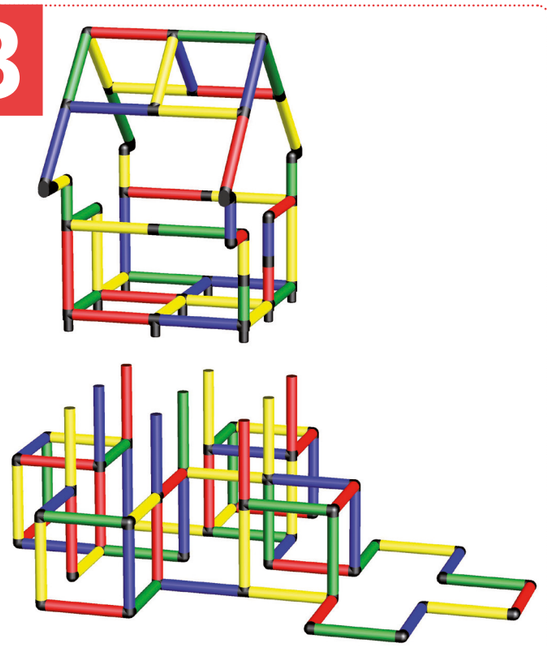

4

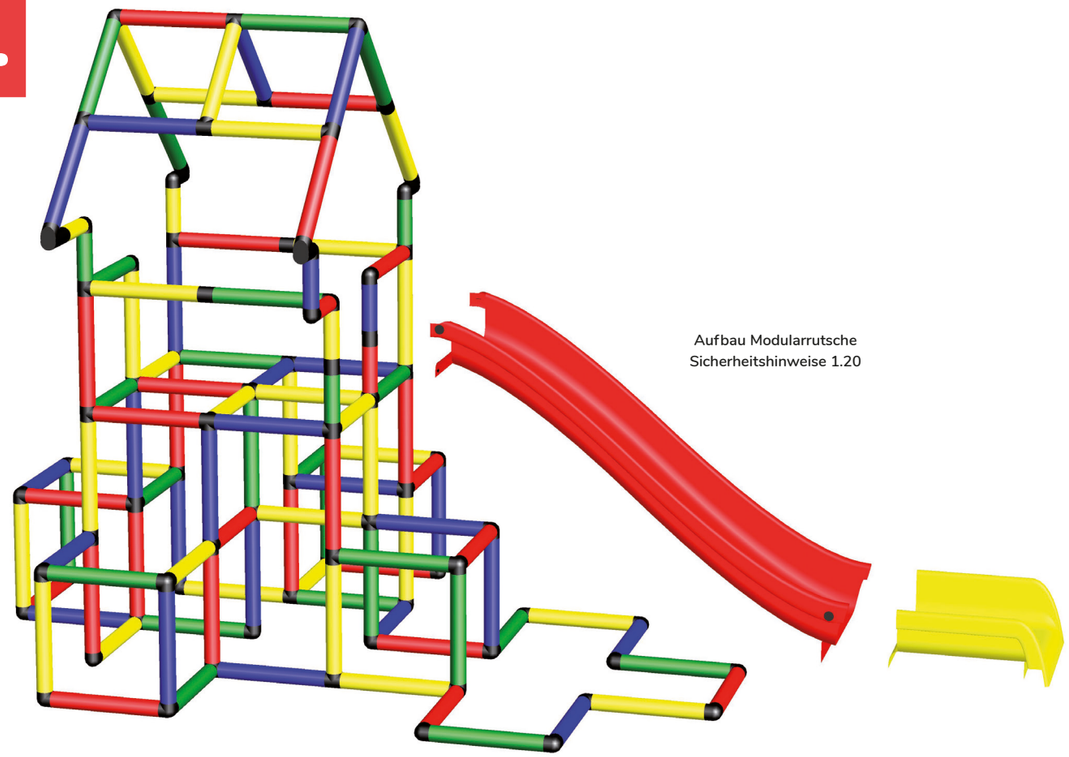

Aufbau Modularrutsche
Sicherheitshinweise 1.20

5

Verschrauben der Rohre und Platten
Sicherheitshinweise 1.1 und 1.3

Kleinkinder Spielturm mit Bogenrutsche und Babyrutsche

260 x 165 x 196 cm

1½ 5 std

C0049

Erforderliche Baukästen

1x 1x 1x

1

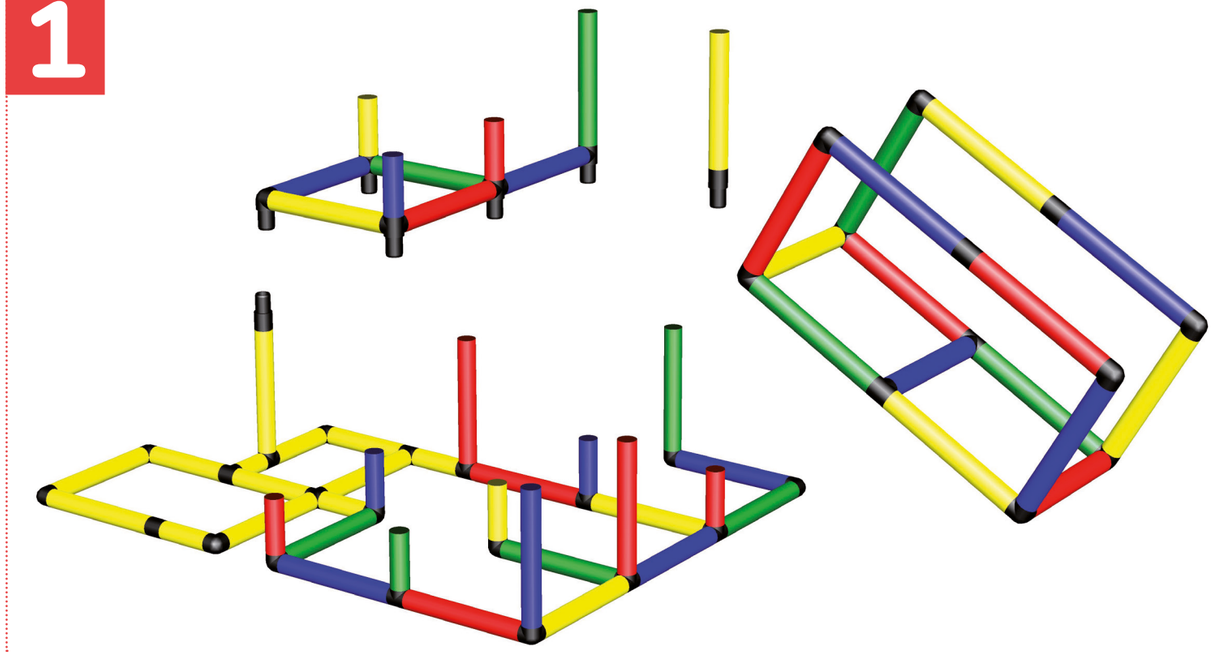

2

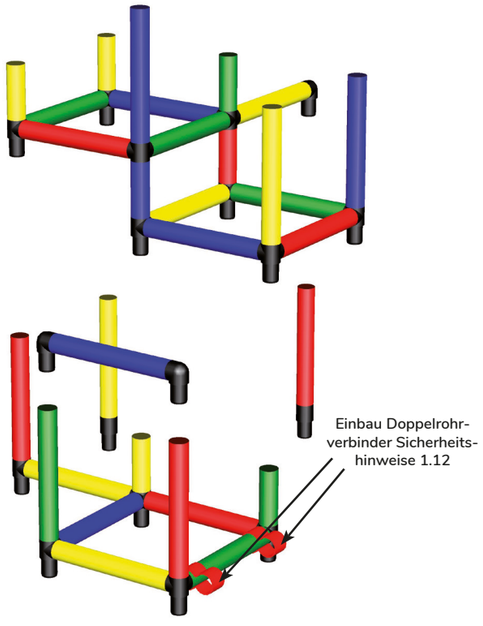

3



4

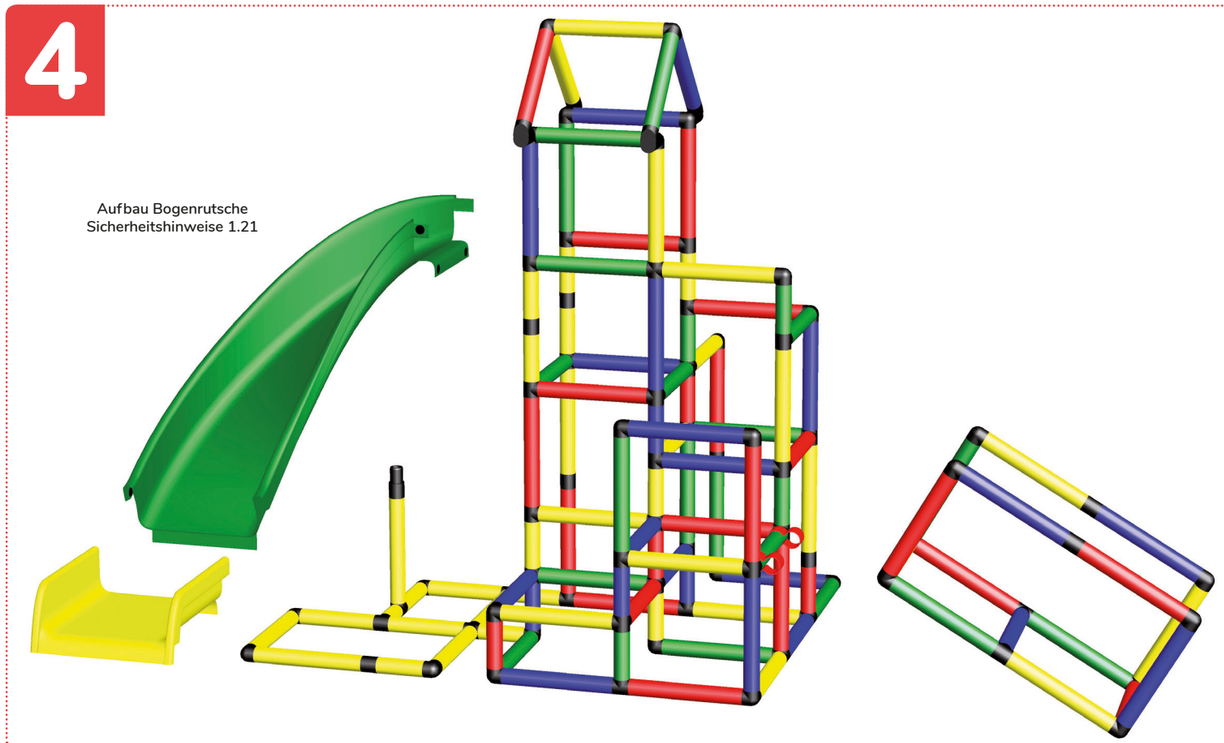

5



Sommertraum Schwimmbadturm mit Modularrutsche und Babyecke

445 x 208 x 236 cm

3 6 std

C0050

Erforderliche Baukästen

1x 1x 1x 1x

1

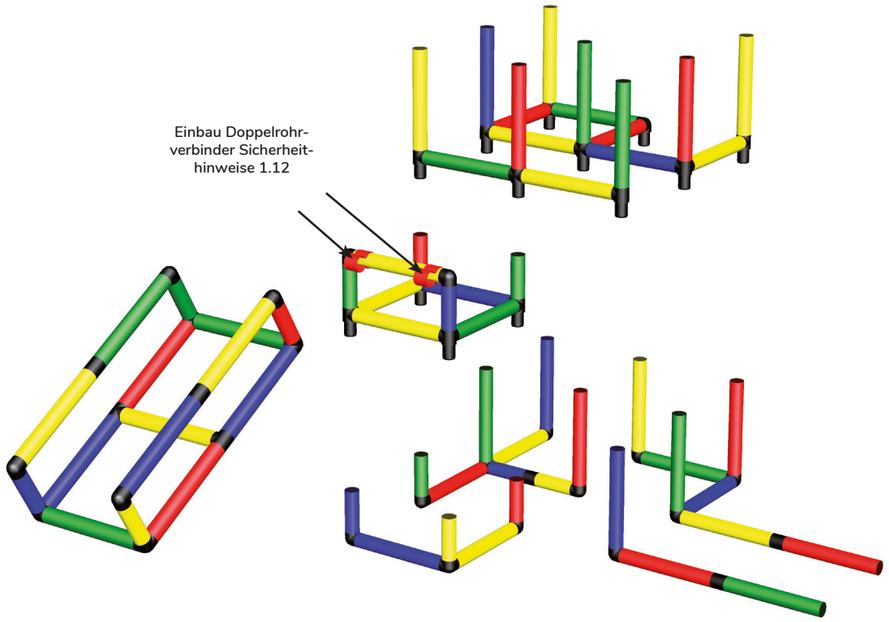

2

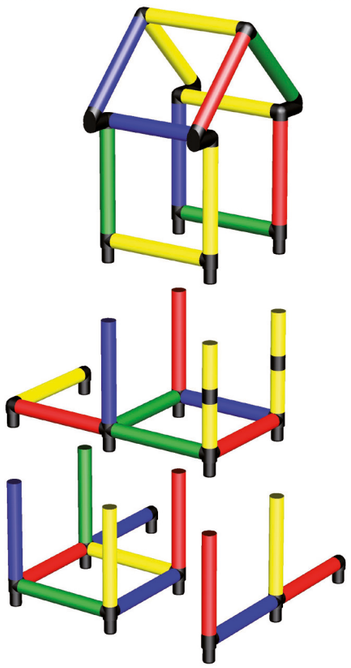

3

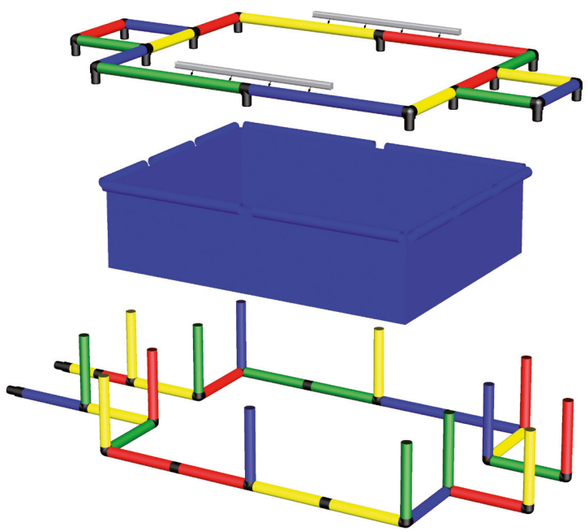

4

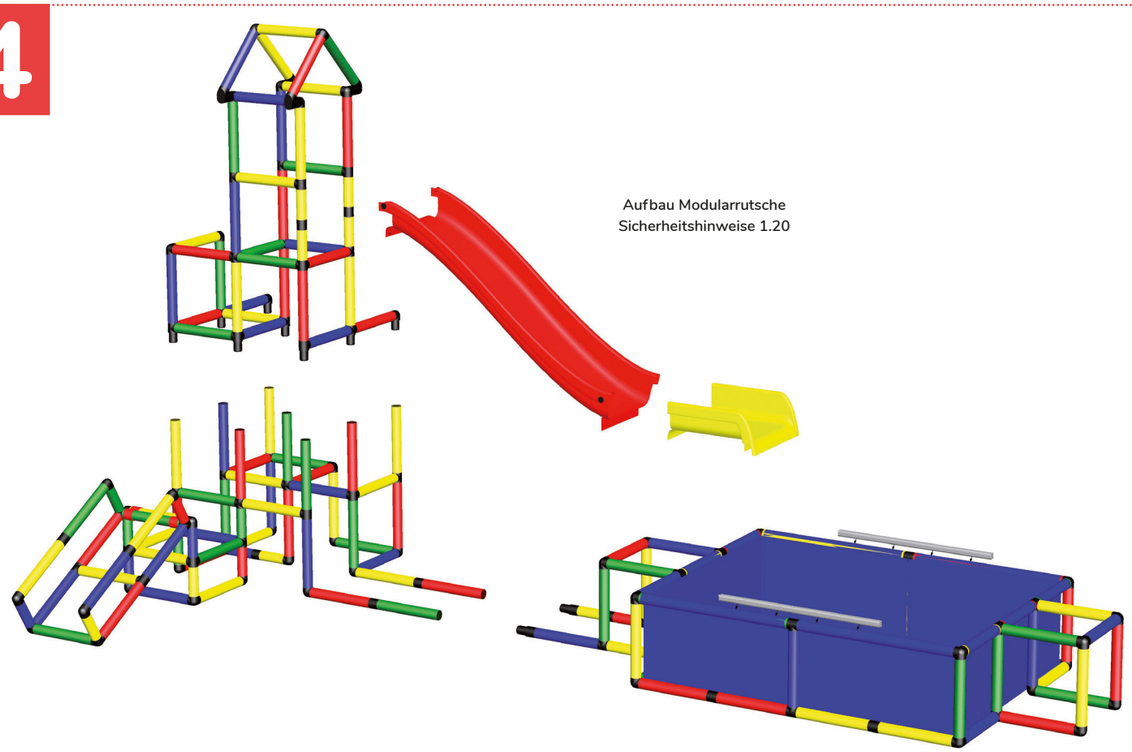

5

Einzelteile Kletterpyramide



Raumkupplung
5-armig

3x 000 51

Raumkupplung
4-armig

8x 000 41

Raumkupplung
3-armig

15x 000 31



Flächenkupplung
4-armig

2x 001 41



Flächenkupplung
3-armig

6x 001 31



Flächenkupplung
2-armig (90°)

5x 001 21



Rohr (35 cm)

64x 005 32 – 005 35

Rohrschraube

132x 006 12 - 006 15

Schlüssel

2x 006 75

Art. 718544

QUADRO DER GROSSBAUKASTEN | Am Schilfpark 13 | 21029 Hamburg | Germany
Tel. +49 40 79 00 50 80 | info@quadroworld.com | www.quadroworld.com

v. 1.1 AT / HU / SI © 1979 – 2022 by QUADRO DER GROSSBAUKASTEN GmbH, Register Court Hamburg HRB 120035, All rights reserved.

Összeszerelési útmutató
Navodila za montažo

HU SI

FIGYELEM: Használat előtt olvassa el figyelmesen a biztonsági útmutatásokat!

POZOR: Pred uporabo natančno preberite varnostna navodila!

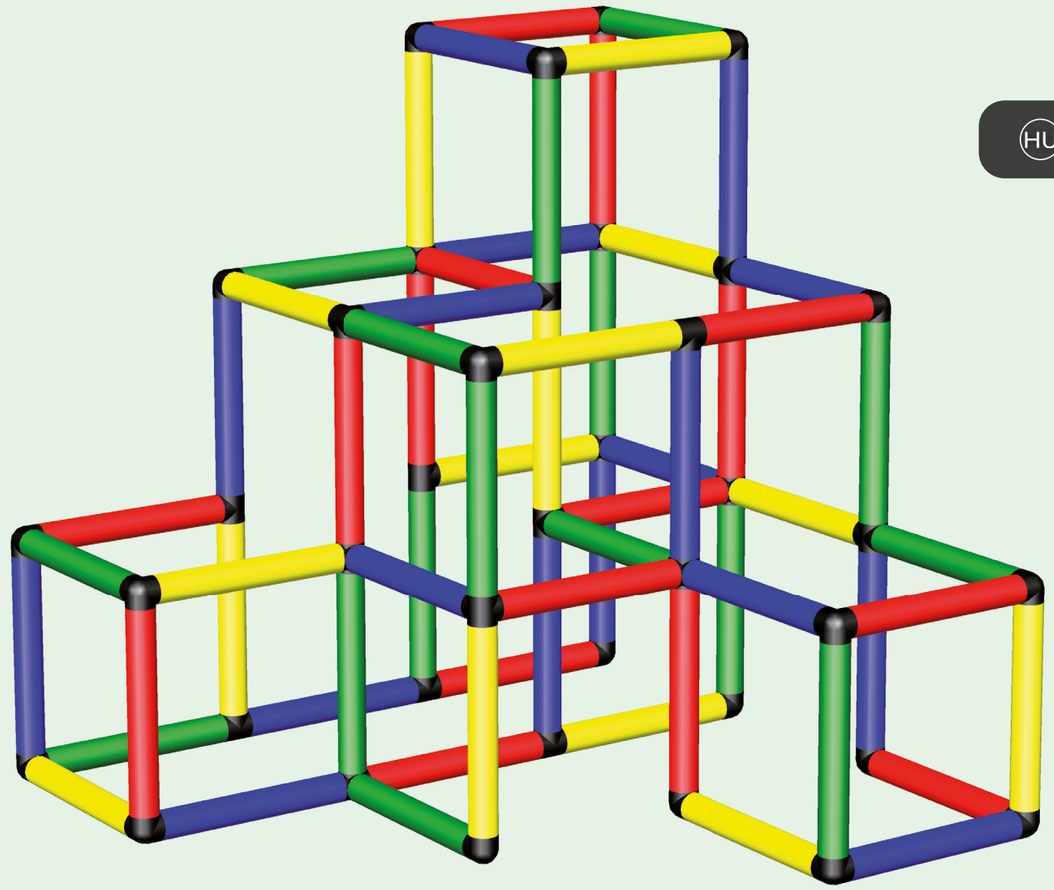

Megjegyzés: A quadro mászó piramis tökéletes a finommotoros / sportmotorikus edzéshez. A szülőknek azonban mindig képesnek kell lenniük azonnali beavatkozásra, ha a kisgyermeknek nehézségei vannak a mozgások biztonságos végrehajtásával. Kérjük, vegye figyelembe a biztonsági tájékoztatóban szereplő, a felügyeletre vonatkozó információkat is.

Nasvet: Plezalna piramida QUADRO je optimalna za trening fine ali športne motorike. Starši naj bodo v stalni pripravljenosti, da v primeru težav pri varni izvedbi vaj, ukrepajo. Upoštevajte tudi nasvete v varnostni zloženki o dolžnosti nadzora.

Mászópiramis Plezalna piramida

310 02
9 Designs

237 Darab
237 Delov

12 hónapos kortól 4+ éves korig
Od 12 mesecev - 4+ let

HU SI

Modellformák adatbázisa
Podatkovna baza modelov

Több mint 400 forma
Več kot 400 dizajnov

Mobiltelefonról is elérhető az adatbázis
Optimizirano za pametne telefone

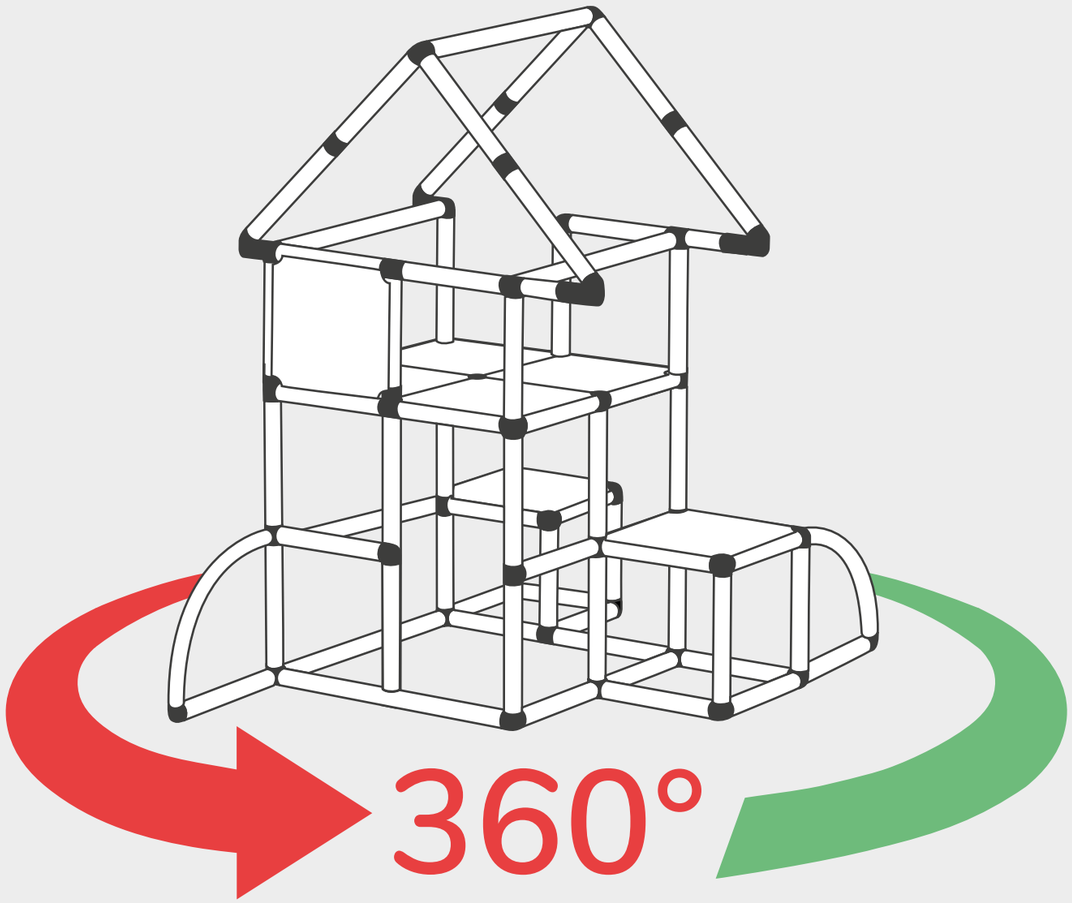

www.quadromdb.com

Features / Lastnosti

- 360 fokos nézet / 360° pogled
- Életkori ajánlás / Starostna omejitev
- Összeszerelési idő / Čas postavljanja
- Letölthető segédanyagok / Uporabni prenosi
- Tervezhető méretek / Mere
- Igényelhető építőkocka készletek / Potrebni kompleti

Átgondolt játékok az önbizalomnak örvendő gyermekek számára!

A QUADRO mászópiramis 12 tervjavaslatot tartalmaz; Közülük 9-et a következő oldalakon talál, és további 3-at a modelladatbázisunkban (MDB) a **www.quadromdb.com**

Premišljena igrača za samozavesten podmladek!

Plezalna piramida QUADRO vsebuje 12 oblikovnih predlogov; 9 jih najdete pod sledečimi stranmi, 3 v naši podatkovni bazi modelov na **www.quadrombd.com**

Az MDB rendszeresen frissül, ott őrült kombinációkat és kiemeléseket is talál!Van saját ötleted és szeretnél kreatív lenni? Ezután próbálja ki a miniQUADRO-t vagy a QUADRO-t Számítógépes program. Építsen együtt gyermekeivel, és egyszerűen vigye haza a játszóteret!

Naša podatkovna baza modelov se redno obnavlja, tu najdete odštekane kombinacije in različne poudarke! Imate lastne ideje in hočete biti ustvarjalni? Potem poskusite miniQUADRO ali računalniški program QUADRO. Gradite skupaj z svojimi otroki in igrišče pripeljite k sebi domov!

CORE (Alapmodell mászópiramis) CORE (Osnovni modeli plezalne piramide)

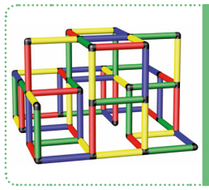

04
Babalabirintus
Otroški labirint
A0126

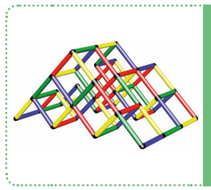

05
Mászókolosszus
Plezalni kolos
A0127

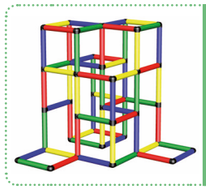

06
Mászóállvány
Plezalno ogrodje
A0128

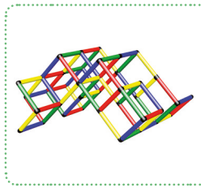

07
Mászóhegy
Plezalni breg
A0129

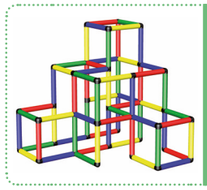

08
Mászópiramis
Plezalna piramida
A0130

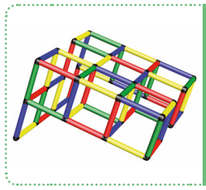

09
Mászórámpa
Plezalna rampa
A0131

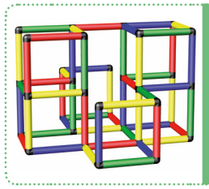

10
Gyermekkorlát
Gimnastične palice za otroke
A0132

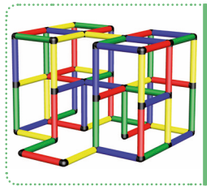

11
Játék barlang
Igralna votlina
A0133

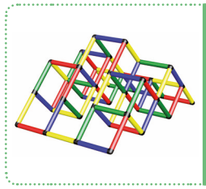

12
Játék alagút
Igralni tunel
A0134

COMBO (egy másik építőkocka készletet igényel) COMBO (potrebuje dodaten komplet)

13
Kis játék torony egy szuper rámpával
Plezalni stolp Junior s super rampo
B0057

14 – 15
Bébi pavilon bébi rámpával
Dojenčkov paviljon z dojenčkovo rampo
B0060

16 – 17
Bébi csúszda átjáróval a bébi házhoz
Otroški tobogan s prehodom do otroške hiške
B0061

MEGA (további építőkocka készleteket igényel) MEGA (potrebuje dodatne komplete)

18 – 19
Gyermek játékház mászófelületekkel és csúsz-dával
Otroška igralnica z veliko možnostmi plezanja in modularnim toboganom
C0053

20 – 21
Játék torony kisgyerekeknek ives csúszdával és bébi csúszdával
Plezalni okvir za malčke z zavitim in otroškim toboganom
C0049

22 – 23
Nyári kaland fürdőtorony csúszdával és gyereksa-rokkal
Sanjski bazen z modularnim toboganom in otroškim kotičkom
C0050

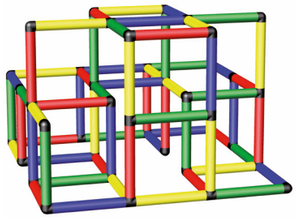

Babalabirintus

Otroški labirint

125 x 125 x 85 cm
12 hónap/mesecev
3 óra/ur

A0126

1

2

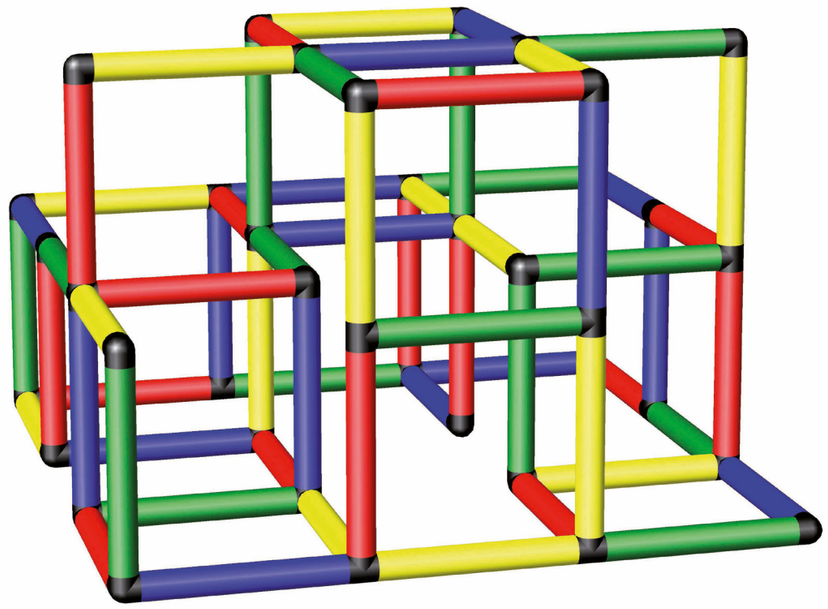

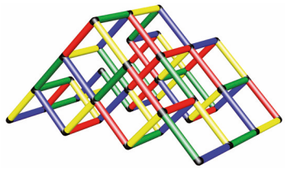

Mászókolosszus

Plezalni kolos

175 x 125 x 90 cm
18 hónap/mesecev
3 óra/ur

A0127

1

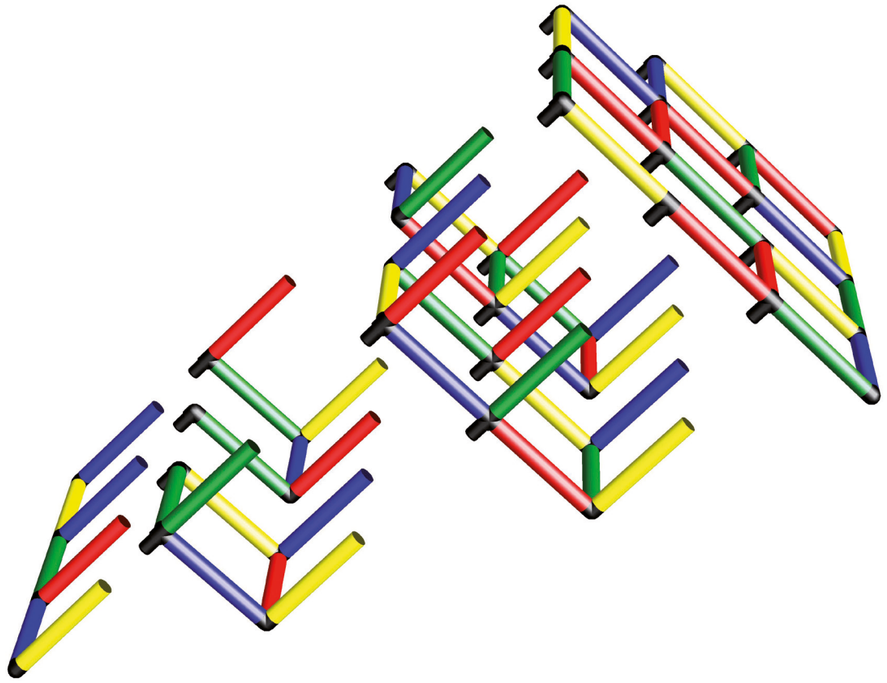

2

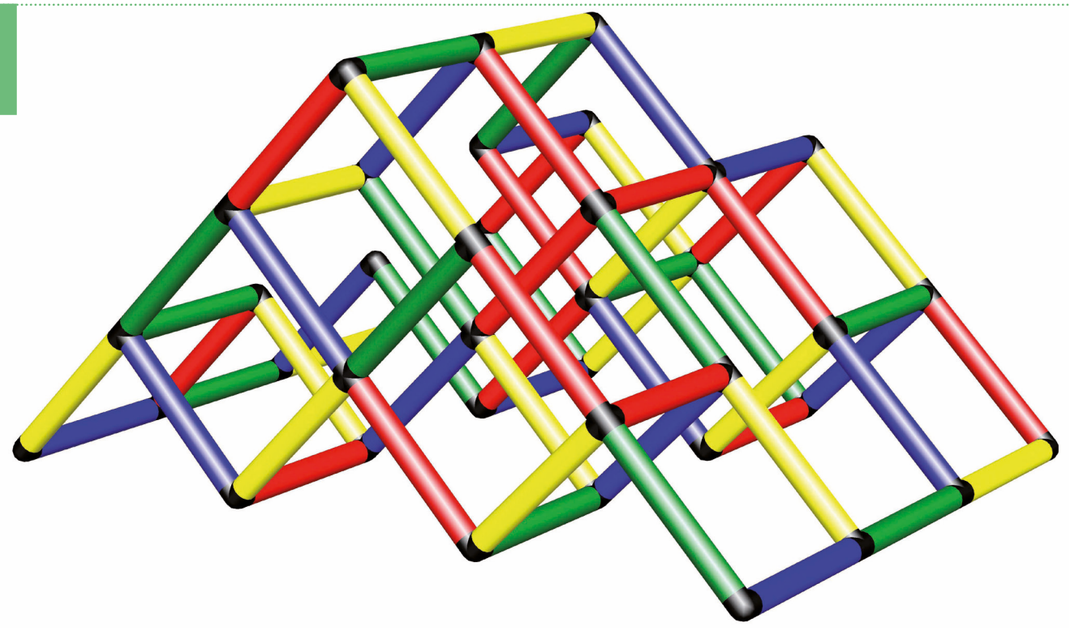

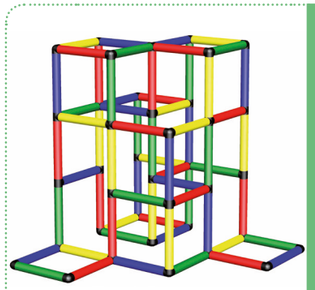

Mászópiramis

Plezalno ogrodje

125 x 125 x 125 cm

24 hónap/mesecev

3 óra/ur

A0128

1

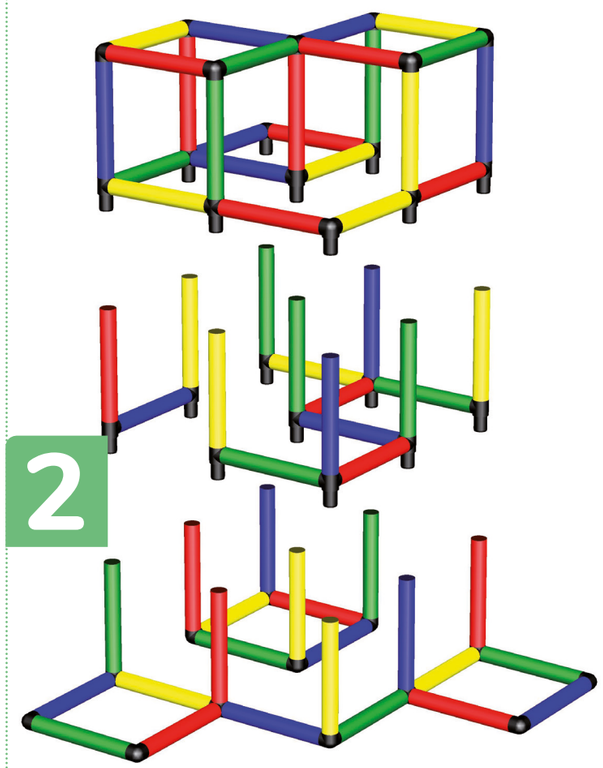

2



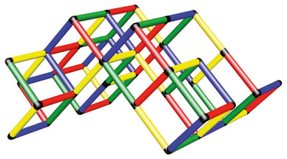

Mászóhegy

Plezalni breg

180 x 165 x 90 cm

18 hónap/mesecev

3 óra/ur

A0129

1



2

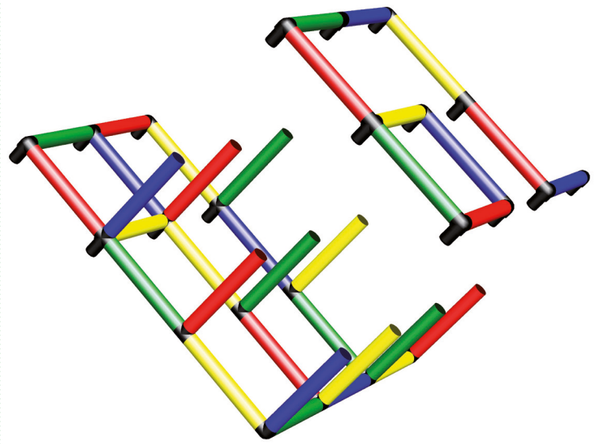

3

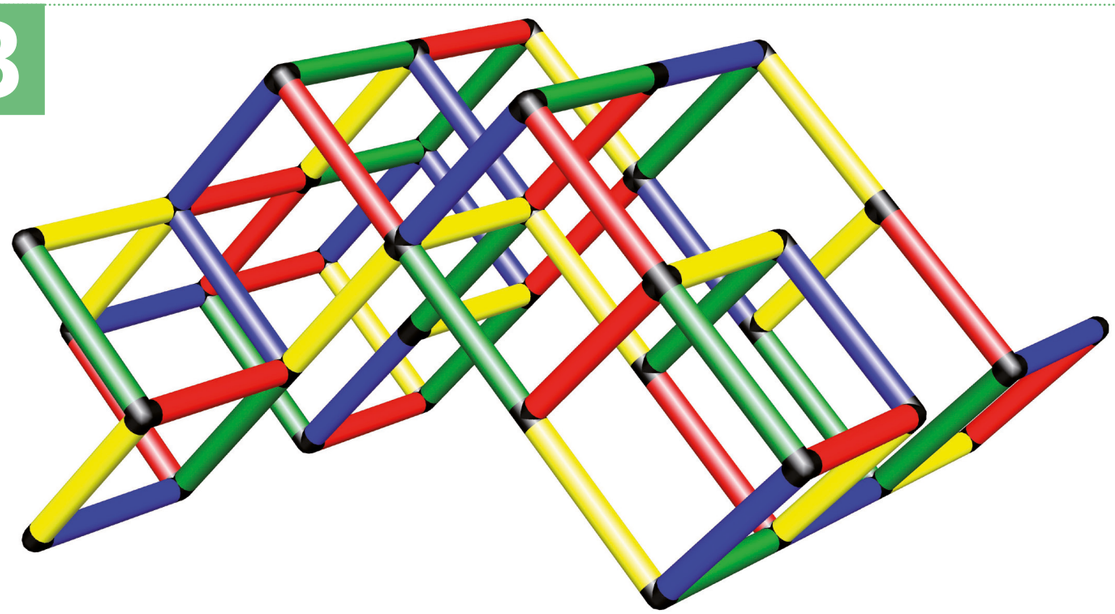

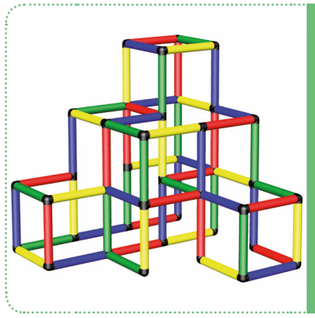

Mászópiramis

Plezalna piramida

125 x 125 x 125 cm

24 hónap/mesecev

3 óra/ur

A0130

1

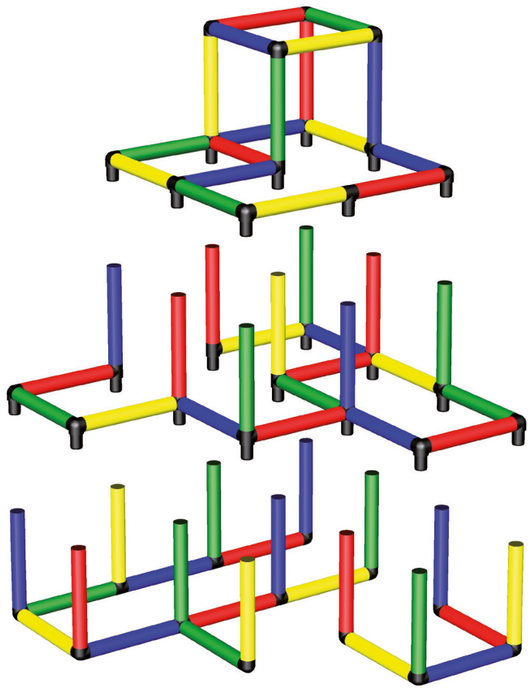

2

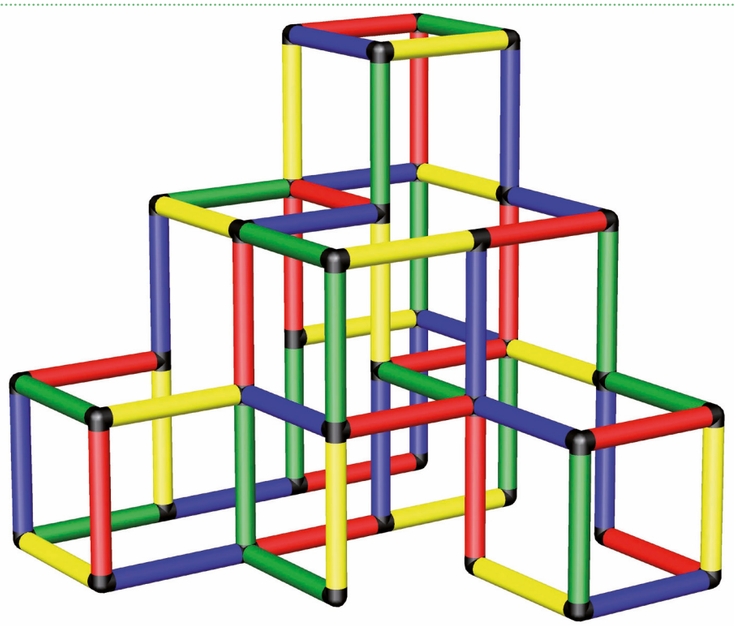

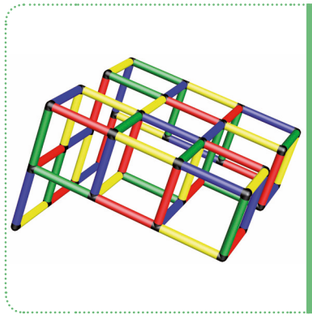

Mászórámpa

Plezalna rampa

130 x 125 x 85 cm

18 hónap/mesecev

2 óra/ur

A0131

1

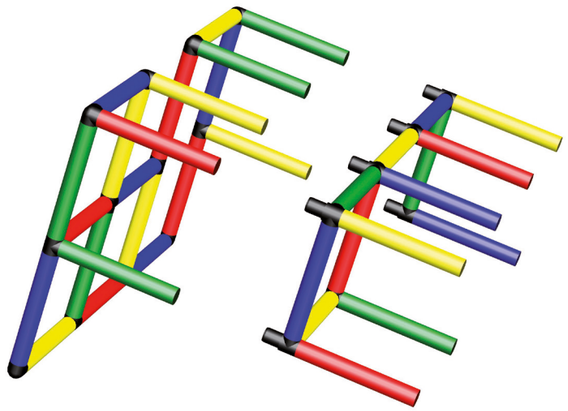

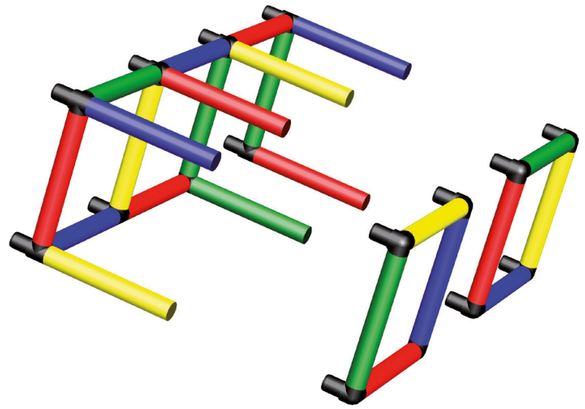

2

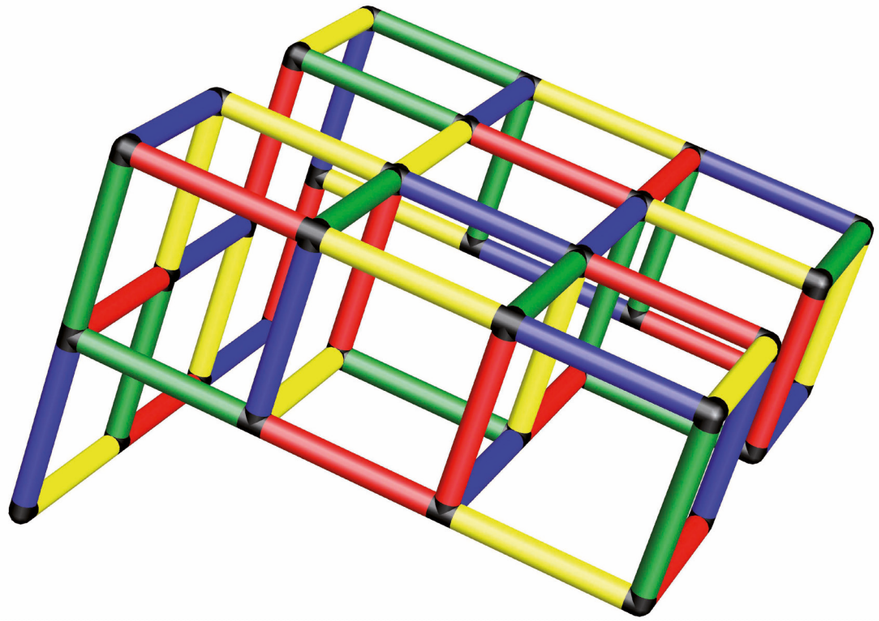



Gyermekkorlátok

Gimnastične palice za otroke

125 x 125 x 85 cm
18 hónap/mesecev
2 óra/ur

A0132

1



2





Játék barlang

Igralna votlina

125 x 125 x 85 cm
18 hónap/mesecev
3 óra/ur

A0133

1

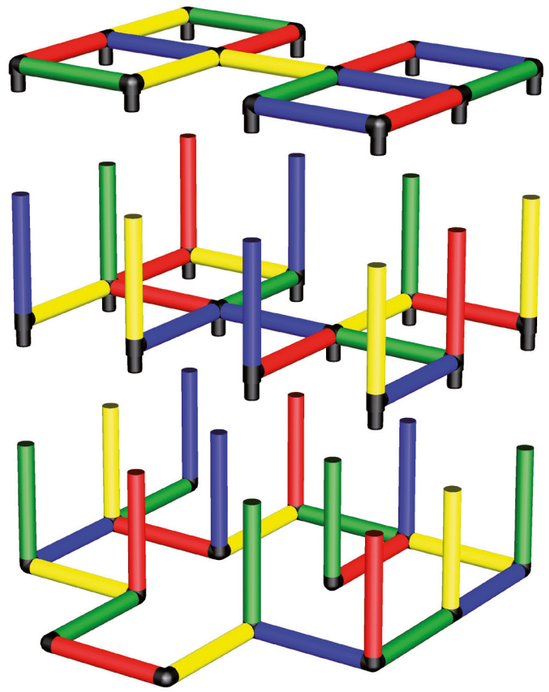

2



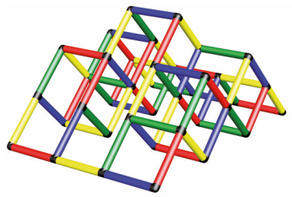

Játék alagút

Igralni tunel

175 x 125 x 90 cm
18 hónap/mesecev
3 óra/ur

A0134

1

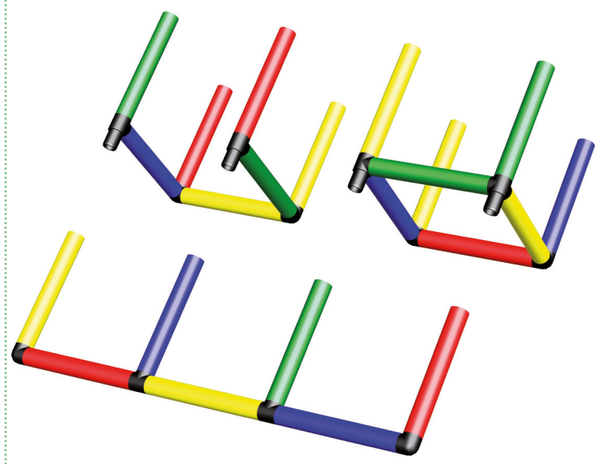

2

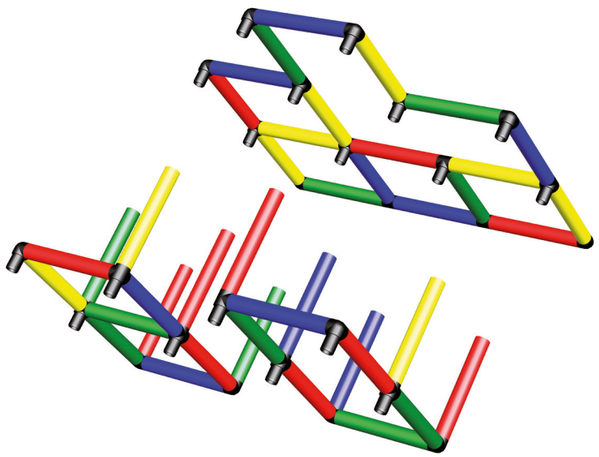

3

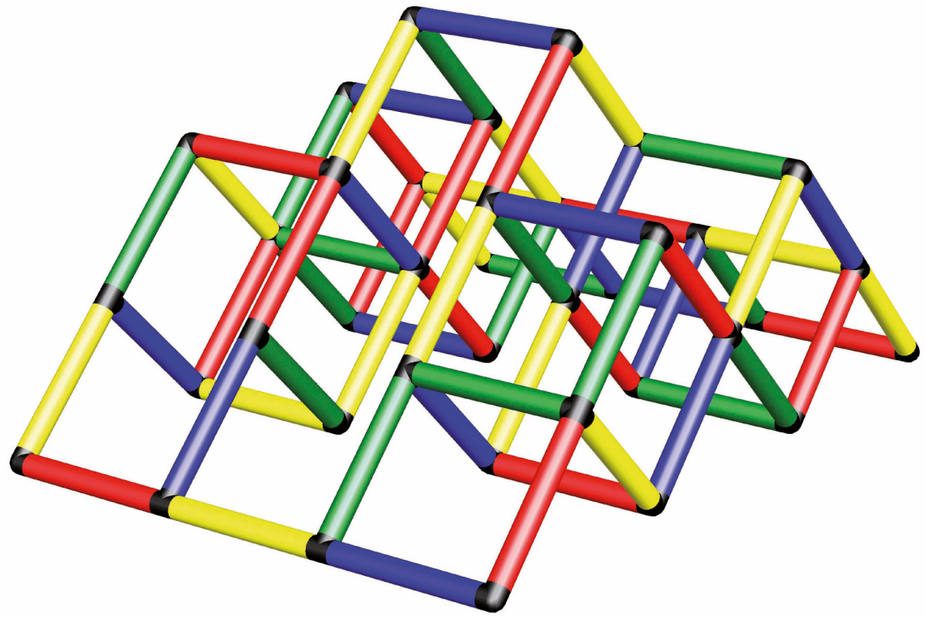



Kis játék torony szuper rámpával

Igralni stolp Junior s super rampo

160 x 125 x 176 cm
18 h/m
4 óra/ur

B0057

Igényelhető építőkocka készletek

Potrebni kompleti

1x

1x

1

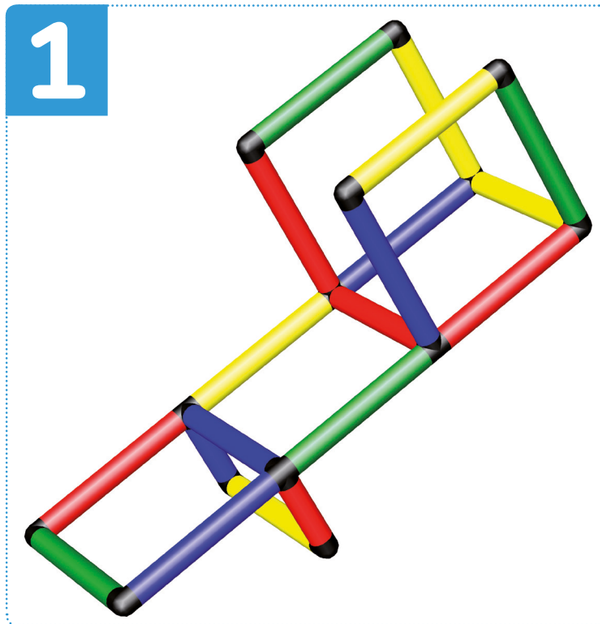

2

Összekötő cső beszerelése biztonsági útmutató 1.12

Namestitev dvocevnega priključka 1.12

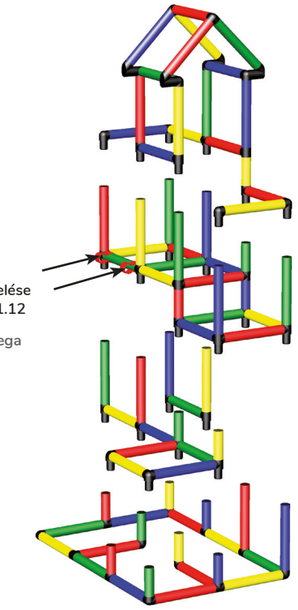

3

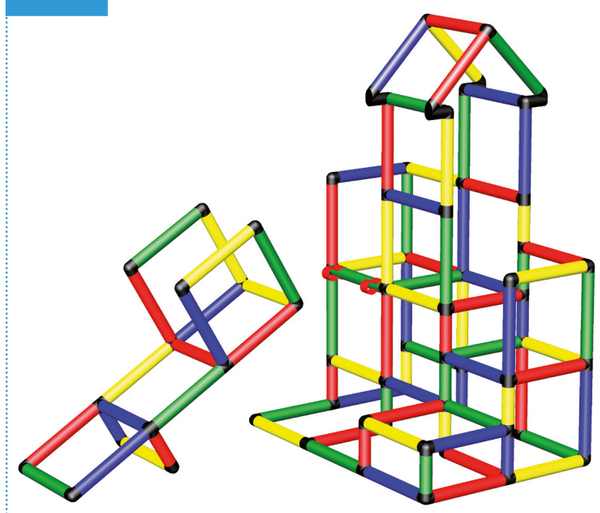

4

Csövek és lapok összecsavarozása Biztonsági útmutatások 1.1, 1.3 és 1.4

Privitje vijakov in cevi Varnostna navodila 1.1, 1.3 e 1.4

Bébi pavilon bébi rámpával

Otroški pavilijon z otroško rampo

145 x 125 x 105 cm
6 h/m 3 óra/ur

B0060

Igényelhető építőkocka készletek
Potrebni kompleti

1x 1x

1

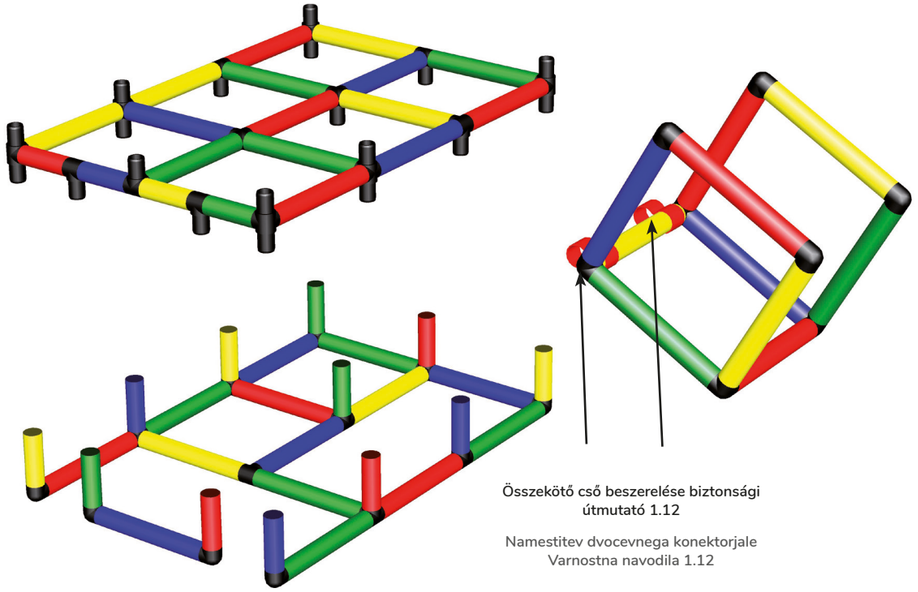

Összekötő cső beszerelése biztonsági útmutató 1.12

Namestitev dvocevnega konektorjale
Varnostna navodila 1.12

2



3

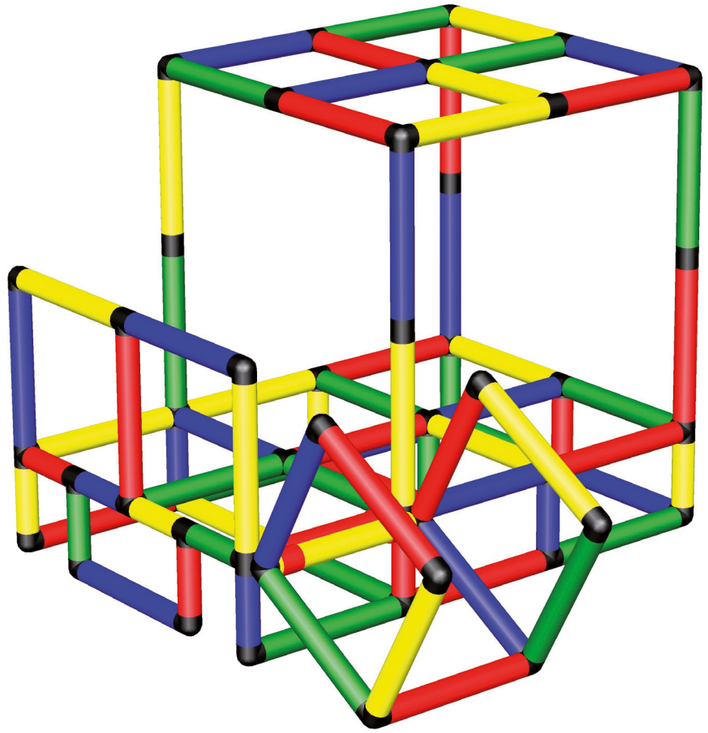

4

Csövek és lapok összecsavarozása
Biztonsági útmutatások 1.1, 1.3 és 1.4

Privitje vijakov in cevi
Varnostna navodila 1.1, 1.3 e 1.4

Igény szerint egy sárga fedőponyvával kombinálható
Po želji se lahko kombinira z rumeno prevleko za kocko

Bébi csúszda átjáróval a bébi házhoz

Otroški tobogan s prehodom do otroške hiške

245 x 95 x 143 cm
12 h/m
4 óra/ur

B0061

Igényelhető építőkocka készletek
Potrebni kompleti

1x

1x

1

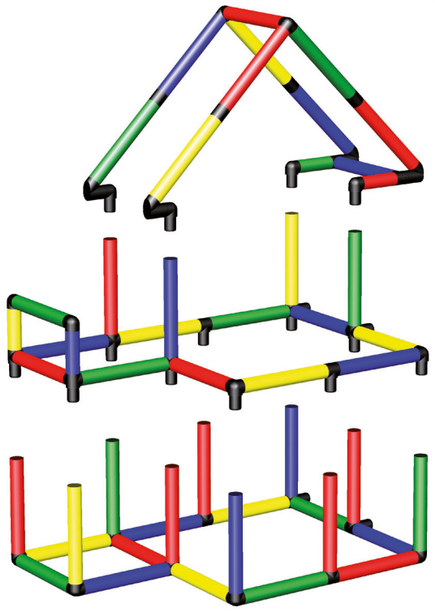

2

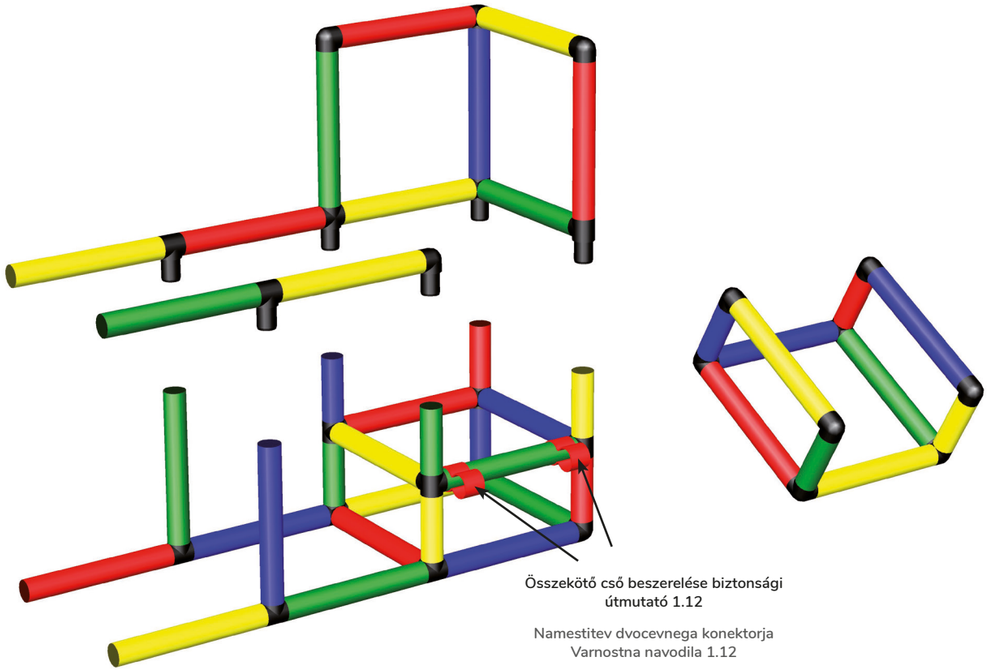

Összekötő cső beszerelése biztonsági útmutató 1.12

Namestitev dvocevnega konektorja
Varnostna navodila 1.12

3

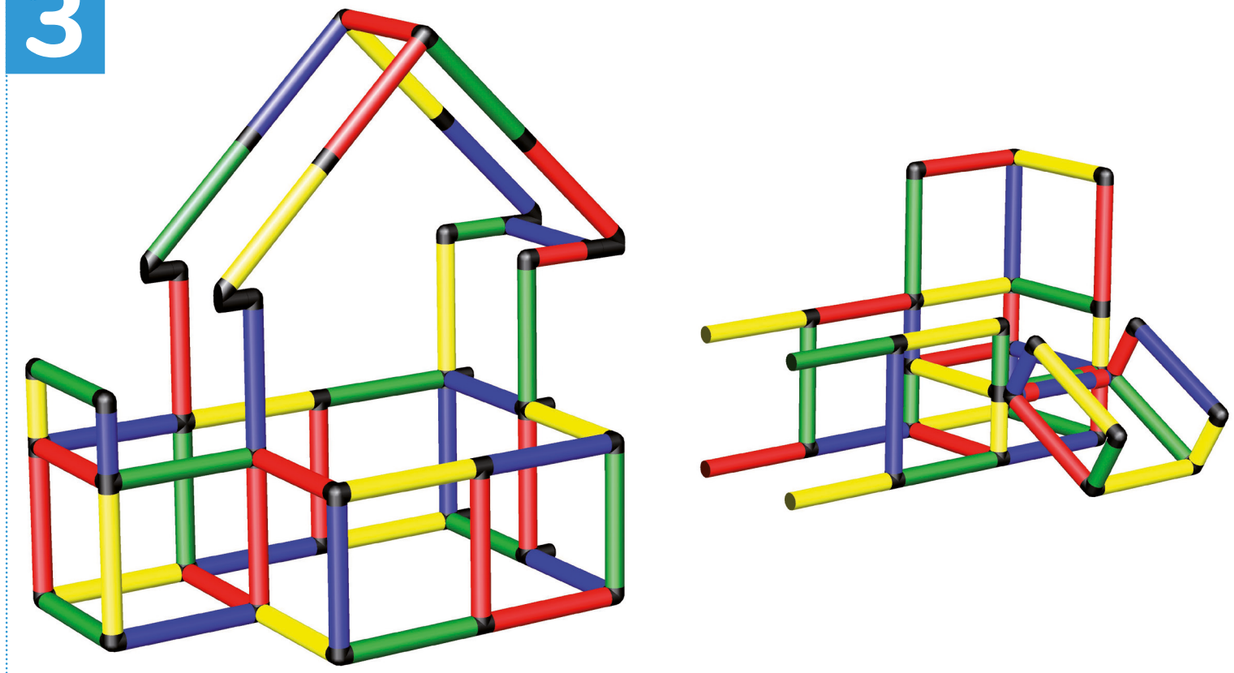

4

Csövek és lapok összecsavarozása
Biztonsági útmutatások 1.1, 1.3 és 1.4

Privitje vijakov in cevi
Varnostna navodila 1.1, 1.3 e 1.4

Gyermek játékház mászófelületekkel és csúszdával

Plezalno ogrodje za malčke z zavitim in otroškim toboganom

285 x 165 x 204 cm
24 h/m
4 óra/ur

C0053

Igényelhető építőkocka készletek Potrebni kompleti

1x 1x 1x

1

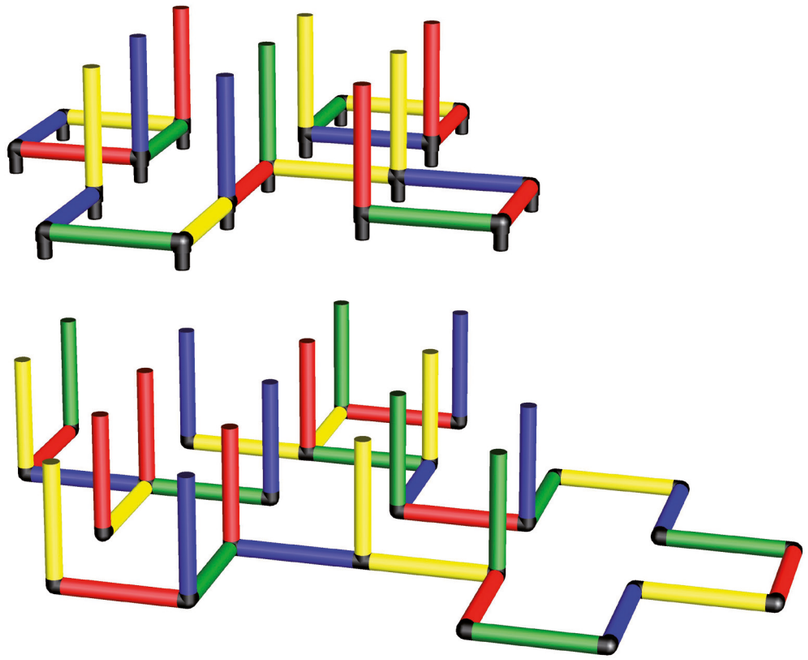

2



3

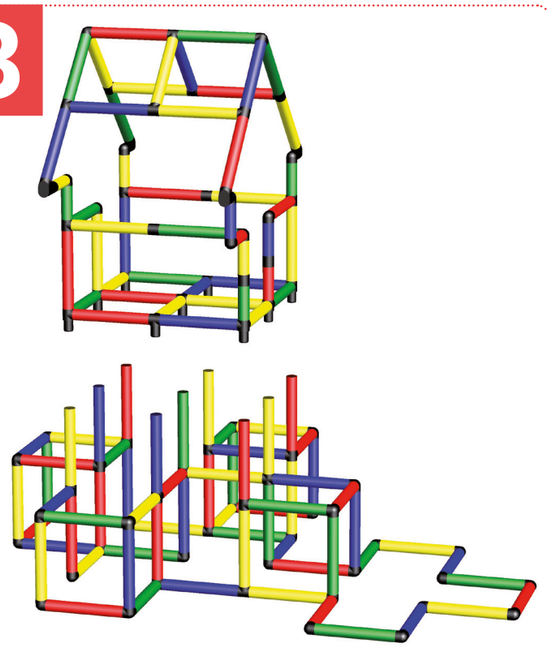

4

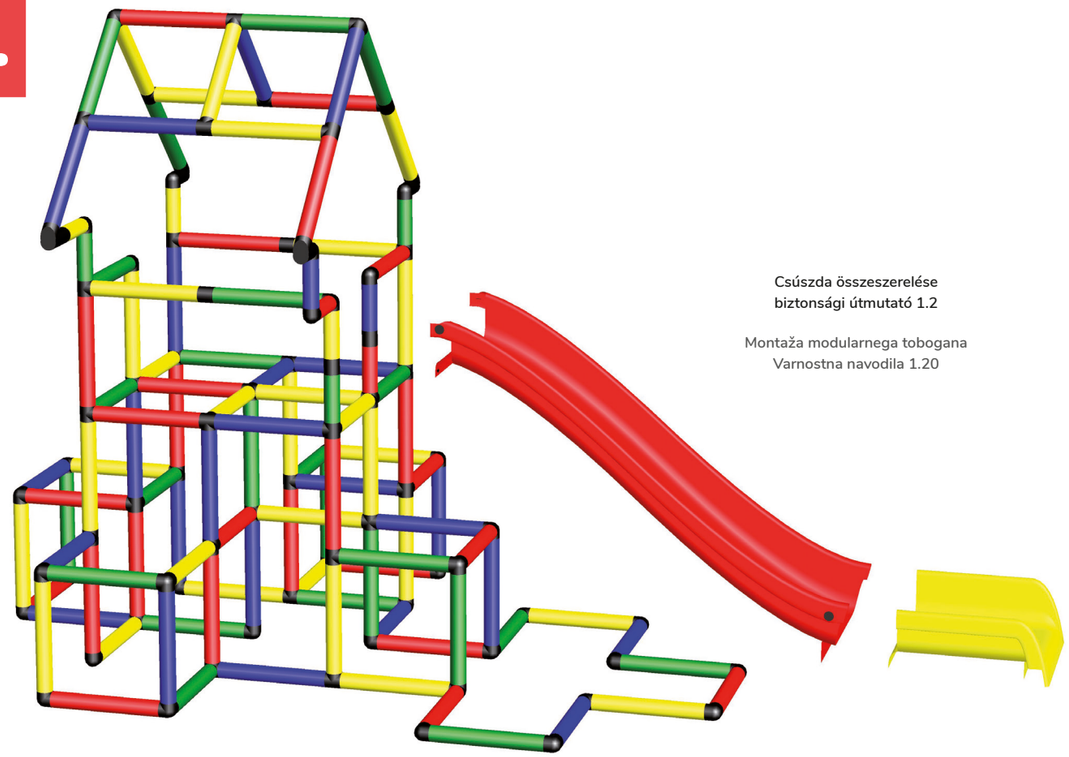

Csúszda összeszerelése
biztonsági útmutató 1.2

Montaža modularnega tobogana
Varnostna navodila 1.20

5

Csövek és lapok összecsavarozása
Biztonsági útmutatások 1.1 és 1.3

Privitje vijakov in cevi
Varnostna navodila 1.1, 1.3

Játék torony kisgyermekeknek íves csúszdával és bébi csúszdával

Plezalni stolp za otroke z zavitim in otroškim toboganom

260 x 165 x 196 cm
18 h/m
5 óra/let
C0049

Igényelhető építőkocka készletek
Potrebni komplet

1x 1x 1x

1

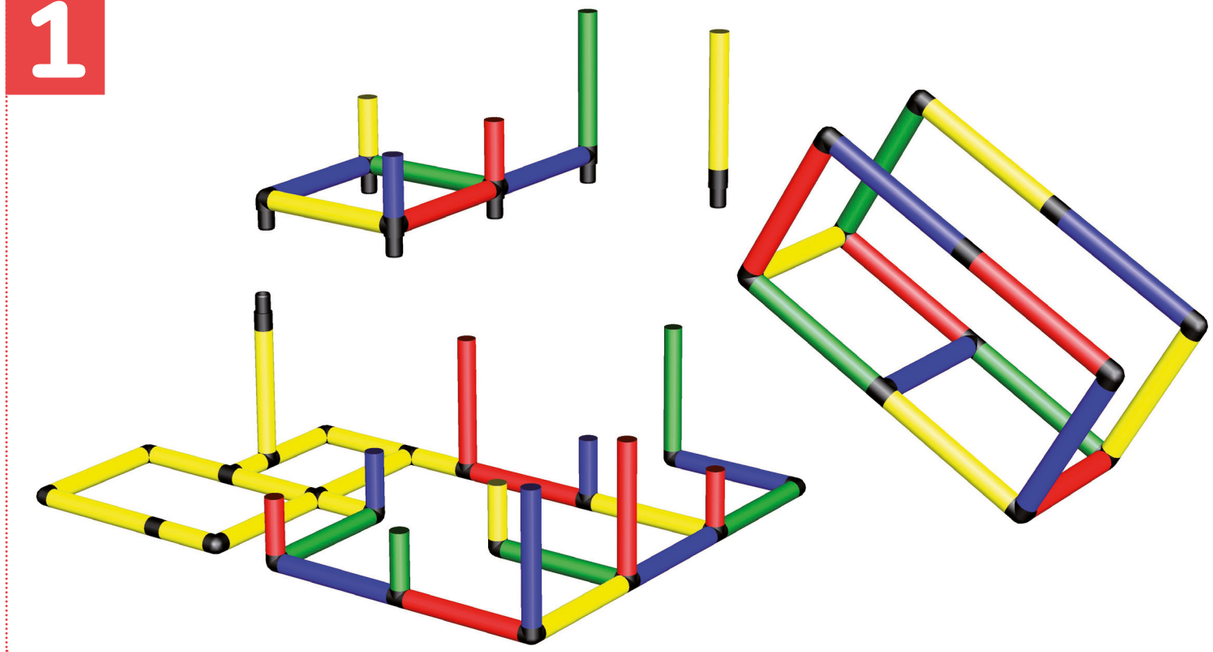

2

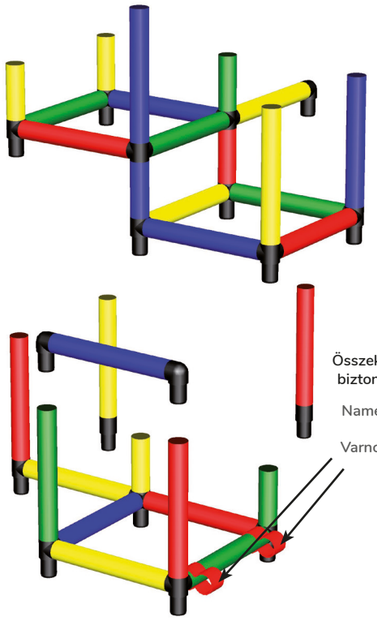

Összekötő cső beszerelése
biztonsági útmutató 1.12

Namestitev dvocevnega konektorja
Varnostna navodila 1.12

3



4

Íves csúszda összeszerelése
biztonsági útmutató 1.21

Montaža zavitega tobogana
Varnostna navodila 1.21

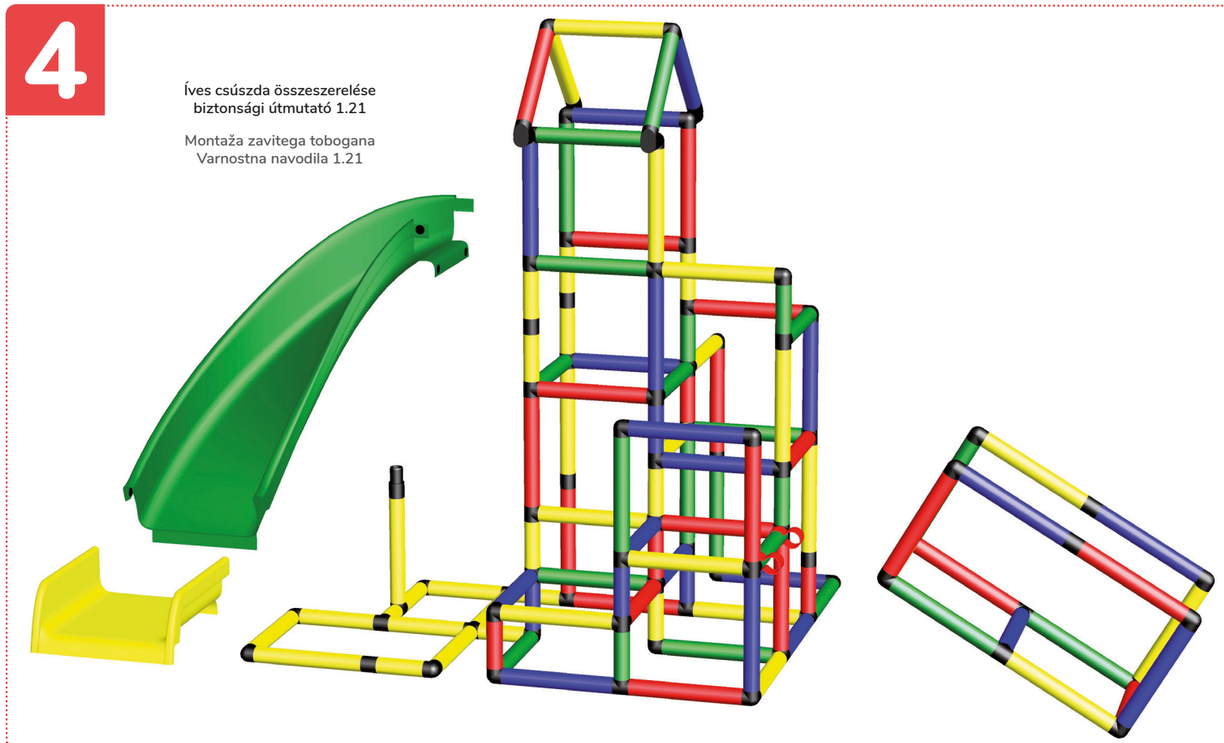

5

Csövek és lapok összecsavarozása
Biztonsági útmutatások 1.1 és 1.3

Privitje vijakov in cevi
Varnostna navodila 1.1, 1.3



Nyári kaland fürdő torony csúszdával és gyereksarokkal

Poletni bazen z modularnim toboganom in otroškim kotičkom

445 x 208 x 236 cm

3 év/let

6 óra/ur

C0050

Igényelhető építőkocka készletek Potrebni kompleti

1x 1x 1x 1x

1

Összekötő cső beszerelése biztonsági útmutató 1.12

Namestitev dvocevnega konektorja Varnostna navodila 1.12

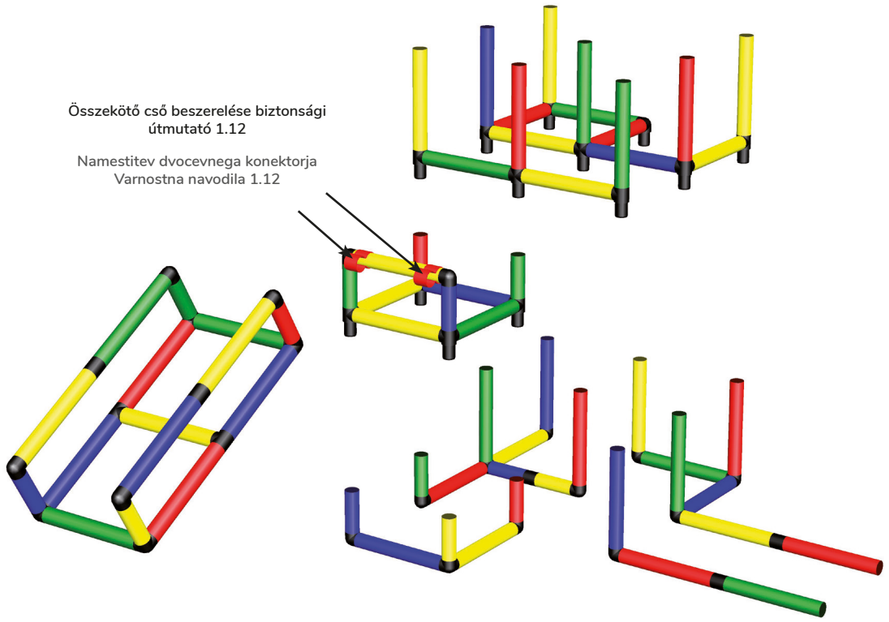

2

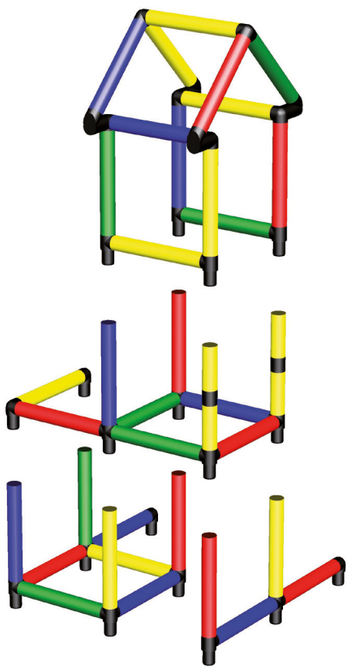

3

L medence összeszerelése biztonsági útmutatások 1.14 és 5

Postavitev bazena Varnostna navodila 1.14 e 5

Alumínium profil összeszerelése biztonsági útmutató 1.16

Vgradnja aluminijastega profila Varnostna navodila 1.16

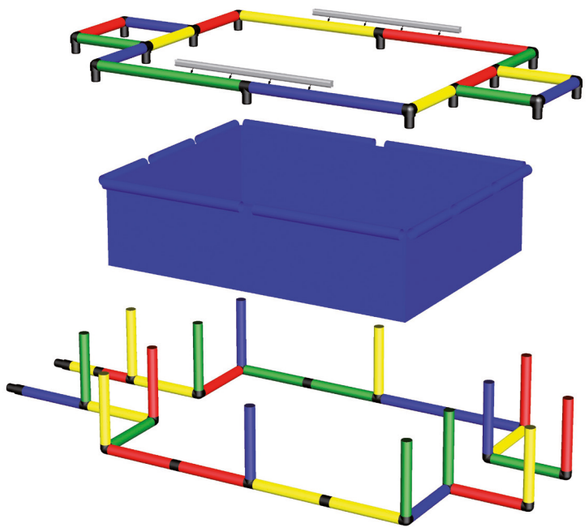

4

Csúszda összeszerelése biztonsági útmutató 1.2

Postavitev modularnega tobogana Varnostna navodila 1.20

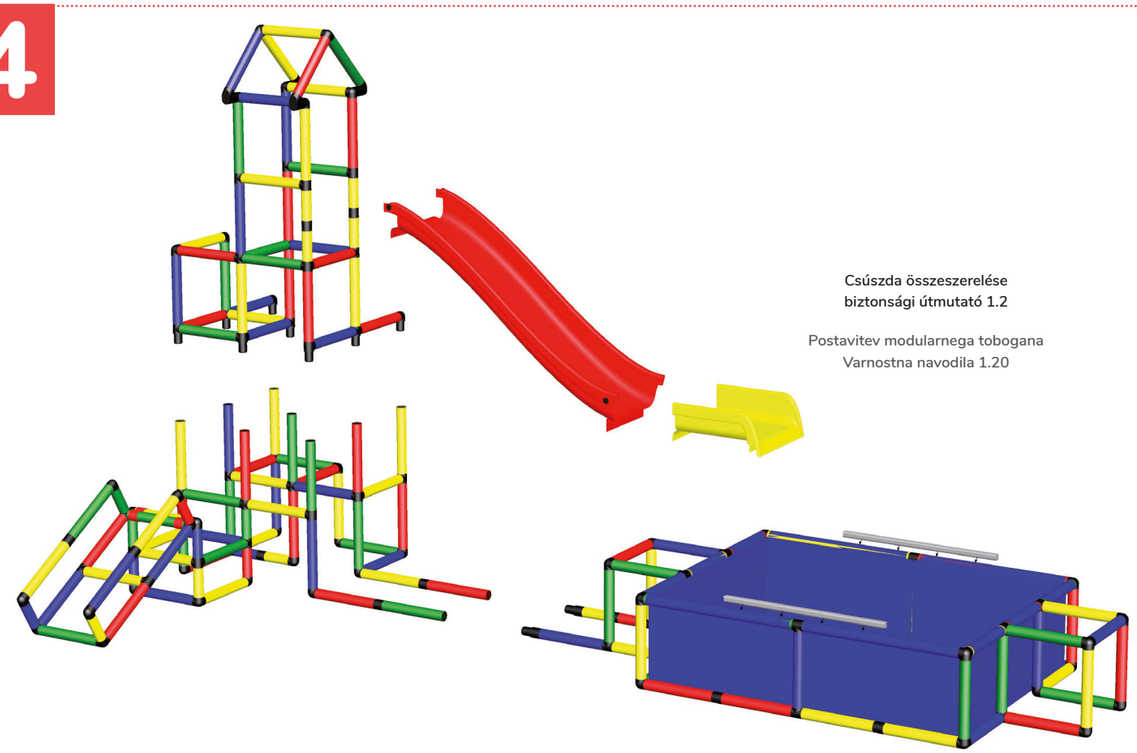

5

Csövek és lapok összecsavarozása biztonsági útmutatások 1.1 és 1.3

Privitje vijakov in cevi Varnostna navodila 1.1 e 1.3

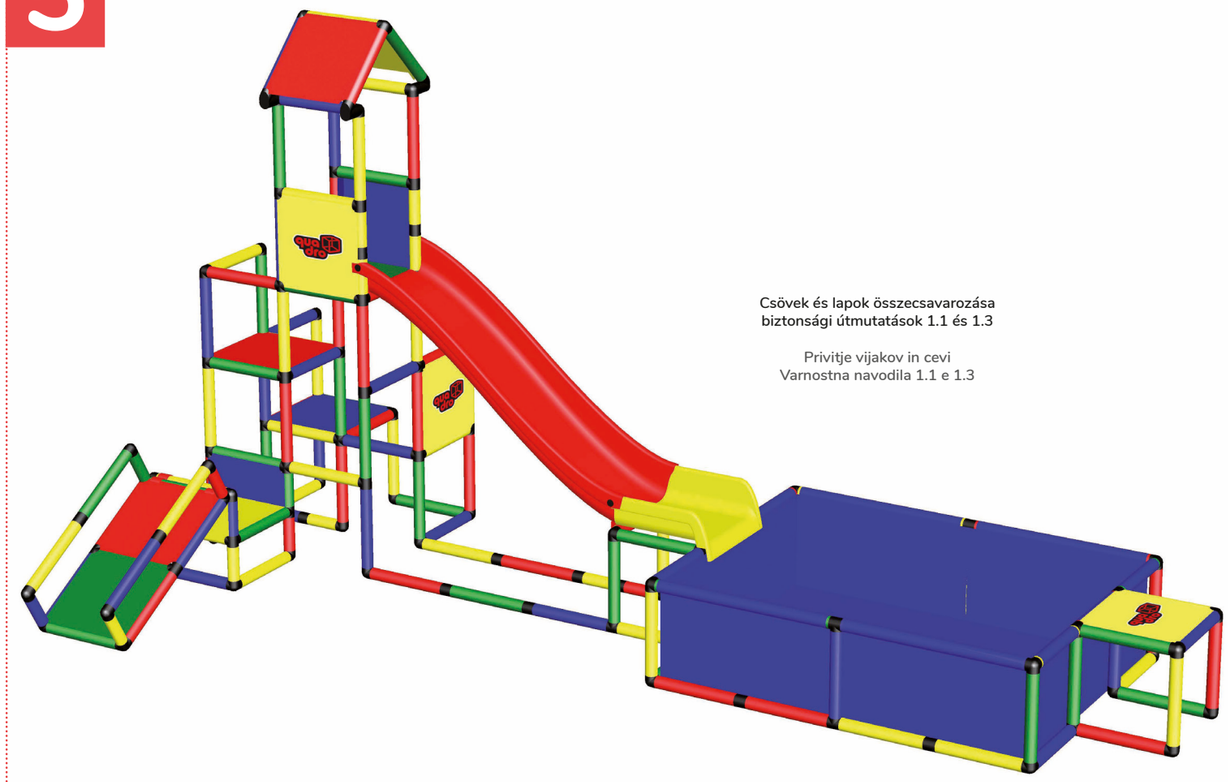

Mászópiramis alkatrészek
Posamezni deli za plezalno piramido



5-karos
3D csatlakozó

Povezovalna cev
5-delna

3x 000 51



4-karos
3D csatlakozó

Povezovalna cev
4-delna

8x 000 41

3-karos
3D csatlakozó

Povezovalna cev
3-delna

15x 000 31



4-karos
2D csatlakozó

Površinska cev
4-delna

2x 001 41



3-karos
2D csatlakozó

Površinska cev
3-delna

6x 001 31

3-karos (90 fokos)
2D csatlakozó

Površinska cev 2-del-
na (90°)

5x 001 21



Cső (35 cm)

Cev (35 cm)

64x 005 32 – 005 35

Csőcsavar

Cevni vijak

132x 006 12 - 006 15

Kulcs

Ključ

2x 006 75

Art. 718544

QUADRO DER GROSSBAUKASTEN | Am Schilfpark 13 | 21029 Hamburg | Germany
Tel. +49 40 79 00 50 80 | info@quadroworld.com | www.quadroworld.com

v. 1.1 AT / HU / SI © 1979 – 2022 by QUADRO DER GROSSBAUKASTEN GmbH, Register Court Hamburg HRB 120035, All rights reserved.